



North Dakota Childhood Injury Prevention Virtual Workshop

Presented by:



1

North Dakota Childhood Injury Prevention Virtual Workshop	
March 27, 2024 8:30 a.m. - 4:30 p.m.	
8:30 - 9:00 a.m.	Welcome & Overview of Safe Kids North Dakota Sally Kitz, Coalition Coordinator & North Dakota Childhood Injury Prevention Program Director
9:00 - 9:45 a.m.	South Dakota Childhood Injury Prevention Plan SDP Committee Sally Kitz, Coalition Coordinator & North Dakota Childhood Injury Prevention Program Director
9:45 - 10:30 a.m.	Safe Kids Initiative: The Importance of Child Injury Prevention Interventions Sally Kitz, Coalition Coordinator & North Dakota Childhood Injury Prevention Program Director
10:30 - 11:30 a.m.	Don't Buy Back, Save Safety & Cost! Promoting safety through behavior change and education in the workplace Sally Kitz, Coalition Coordinator & North Dakota Childhood Injury Prevention Program Director
11:30 - 12:00 p.m.	Break
12:00 - 1:00 p.m.	Child Safety: A Parent's Role Sally Kitz, Coalition Coordinator & North Dakota Childhood Injury Prevention Program Director
1:00 - 2:00 p.m.	Safe Kids Campaign: How to Engage Parents Sally Kitz, Coalition Coordinator & North Dakota Childhood Injury Prevention Program Director
2:00 - 2:45 p.m.	Safe Kids Campaign: How to Engage Parents Sally Kitz, Coalition Coordinator & North Dakota Childhood Injury Prevention Program Director
2:45 - 3:30 p.m.	Staying Safe for Fun on the Water Sally Kitz, Coalition Coordinator & North Dakota Childhood Injury Prevention Program Director
3:30 - 4:00 p.m.	Safe Kids Campaign: How to Engage Parents Sally Kitz, Coalition Coordinator & North Dakota Childhood Injury Prevention Program Director
4:00 - 4:30 p.m.	Safe Kids Campaign: How to Engage Parents Sally Kitz, Coalition Coordinator & North Dakota Childhood Injury Prevention Program Director



2

Welcome!



- Attendance will be recorded by your completion of the evaluation following this event. If you have multiple people watching from one site, they will each need to complete the evaluation to receive their CEU's. **If you do have "groups" watching, please send us a message in the chat with the location and how many are at that site.**



3

Zoom Tips



- Please add **your questions to the Q & A box** at the bottom on your screen. These will be monitored throughout the sessions.
 - We will ask the questions of the presenter if time allows.
 - If time does not allow, we will follow up with a response either to the group or the individual.
- If you have **technical issues you can enter that into the CHAT box**. This will only go to the moderator.
- We suggest opening up a "notes" page to use throughout the workshop. Copy and paste links that are shared in the chat that you want to "save".



4

Zoom Tips



- If you get logged off or things freeze up, go back to the original link you were provided.



5

Continuing Education Information



- Types of CEU Credit Offered
 - Minnesota POST
 - North Dakota POST
 - North Dakota & Minnesota Nursing
 - North Dakota EMS
 - Social Work
 - North Dakota Childcare - Pending



6

MN POST Credit Announcement

- Safe Kids Grand Forks / Altru Health System is a continuing education sponsor as approved by the Minnesota Board of Peace Officer Standards and Training. This course – ND Childhood Injury Prevention Virtual Workshop, Course number 10677-00001 has been approved by the POST Board for continuing education credit. Peace officers who successfully complete this course will receive 6 credit hours of continuing education.
- The sponsor of this course has a written policy for the investigation and resolution of allegations of classroom discrimination. This policy applies to all faculty, instructors, administrative staff, and students. A copy of the policy may be obtained from the sponsor by contacting Carma Hanson at chanson@altru.org.



7

ND & MN Nursing CEU Announcement

- This nursing continuing professional development activity was approved by Montana Nurses Association, an accredited approver with distinction by the American Nurses Credentialing Center's Commission on Accreditation.
- NO individual with the ability to control the content of this activity has any relevant financial relationship with ineligible companies to disclose.
- Maximum contact hours awarded is 6.5 for the day. Partial credit awarded based on the number of sessions attended. This will be captured in the evaluation.
- Must attend one session or more, and complete evaluation at the end of the event.



8

Welcome & Overview of Safe Kids North Dakota Coalitions



9

Keeping kids safe:
at HOME, at SCHOOL, at PLAY and ON the WAY.



Our Mission

We work to keep all kids safe from preventable injuries



10

Areas of Focus

- | | | | |
|--------------------------|-----------------|------------------|---------------|
| • Wheeled Sports | • Water | • Home | • Power Tools |
| • Emergency Preparedness | • Fire | • Button Battery | • Gun |
| • Pedestrian | • Railroad | • Tip Overs | • Sports |
| • Distracted Driving | • Motor Vehicle | • Hydration | • Falls |
| • Farm | • Poison | • Weather | |
| • Electrical | • Medication | • ATV | |



11

Current Coverage Area

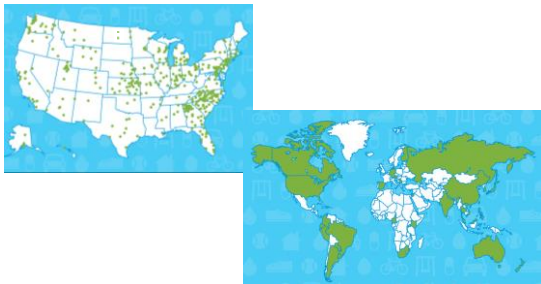


- Safe Kids Grand Forks covers Northeast ND and Northwest MN
- Safe Kids Fargo-Moorhead covers southeast ND and into MN
- Safe Kids Bismarck-Mandan and Safe Kids Minot are newly established coalitions (2018-2019) and are expanding their service area each year.



12

US & International Coverage



13

13

Anticipated Changes to Coverage Area

- Each coalition has a contract with Safe Kids Worldwide, our parent organization.
- Many states have both local (what each of the 4 ND coalition are) and a state coalition. ND has not had a state coalition for nearly 15 years, but our coalitions meet monthly and coordinate IP efforts for our service areas and conducting efforts such as this workshop being offered today.



14

14

Anticipated Changes to Coverage Area

- Each coalition has a lead agency that signs that contract and assures the requirements set out are being met.



Led By: Trinity Health
Phone Number: 701.857.7300



Led By: Sanford Children's Hospital
Coordinator: Katie Heck
Phone Number: 701.234.7233
Email: katie_heck@sanfordhealth.org



Led By: Sanford Health Bismarck
Coordinator: Alyssa Preszler
Phone Number: 701.323.6504
Email: alyssa.preszler@sanfordhealth.org



Led By: Altru Health System
Coordinator: Camia Hanson
Phone Number: 701.780.1489
Email: safekids@altru.org

15

15

Anticipated Changes to Coverage Area

- New contracts are asking for 5% reach of the population in the coverage area identified.
- Safe Kids Minot has been led by Trinity Health. Seeking a new lead agency.
- Anticipated changes in MN coalitions as well. MN Safety Council is the lead agency for Safe Kids Minnesota.
- Our coalitions are always looking for new partners to help with our service area reach.



16

16

North Dakota Coalition Contact Info

- To learn more about the activities of each coalition, watch the rotating slide presentation during the breaks in which we will showcase each of the North Dakota coalitions.



17

17

North Dakota Injury Prevention Plan

- Beth Oestreich – North Dakota Injury Prevention Coordinator



NORTH Dakota Be Legendary.
Health & Human Services

18

18


North Dakota Department of Health and Human Services - Injury Prevention

- The Injury Prevention Program uses a variety of primary prevention and intervention strategies to reduce injury.
- North Dakota Injury Prevention Coalition – (NDIPC)
 - Assist in the development and implementation of the state injury prevention plan
 - Network and share information
 - Implement specific injury prevention projects
 - Advocate
 - Foster communication, collaborations and partnerships- encourage data collection, sharing, research, and identification of proven best practices.
- The top 4 Unintentional death categories in North Dakota
 - Falls
 - Unintentional Poisoning
 - Motor Vehicle Crash/ Pedestrian Safety
 - Suffocation
- Beth Oestreich, 701-328-4537 eoestreich@nd.gov



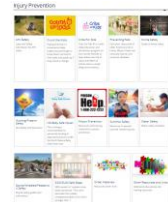
19

Review of the 2022-2027 North Dakota Injury Prevention Plan



Beth Oestreich
North Dakota Injury Prevention Coordinator

<https://www.hhs.nd.gov/health/prevention-healthy-living/injury-prevention>



Click on "Other Resources and Links"

20

NDHHS Injury Prevention Resources



Hunting/Firearm Safety

[Injury Prevention | Health and Human Services North Dakota](#)



Safe Sleep Materials

[Safe Sleep Materials \(ndhealth.gov\)](https://ndhealth.gov)



Child Passenger Safety Order Form

[Child Passenger Safety Order Form \(ndhealth.gov\)](https://ndhealth.gov)



21

North Dakota Child Fatality Review

Presented by: Jenn Grabar – North Dakota Child Fatality Review Panel Coordinator



22

North Dakota Child Fatality Review



Sent out as a separate PDF handout.

23

23

Break

- Time to take a break. See you back at 10:00 a.m.



24

24

SUID Dangers & Prevention Strategies



Presented by: Safe Kids Fargo-Moorhead



25

Educator:



• Teresa Haider

- CPST and Outreach Education
- Sanford Children's Programs/SAFE Kids Fargo-Moorhead trained in special needs car seats
- Experience includes preschool teacher, home visitor, Head Start lead, parent educator, and military medical technician.
- Safe Sleep Ambassador-Cribs for Kids Certification
- Life-long Fargo resident



27

Ice - breaker



Share with our group, please
 one
 item
 on your
 desk...
 and it's significance to you!



29

SUID Dangers & Prevention Strategies



The Importance of SUID Risk Reduction Interventions

Sudden Unexplained Infant Death



26

Educator:

• Sarah Brooks

- RN, BSN graduated from the University of North Dakota
- CPST-Child Passenger Safety Technician
- Experience includes-Community Life Educator at Safe Kids, Adult ICU Nurse, Pre-Procedural Education Nurse, Needs Assessment Nurse, and Detox Program Coordinator
- Safe Sleep Ambassador-Cribs for Kids Certification



28



[https://www.icebreaker.com](#) by Unknown Author's licensed under CC BY-SA



30

Learning Objectives:

- The respiratory system, what happens?
- SUID risk factors
- Teaching SAFE SLEEP and some challenges
- Resistance to SAFE SLEEP
- Product safety
 - Recalls and warning labels
 - Characteristics of SAFE SLEEP environments

31

How many unsafe and dangerous sleep objects can you identify in this nursery environment?



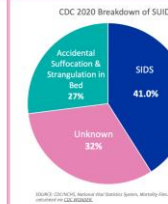
32

At Least 5



33

Infant Sleep-Related Deaths



- The majority of Sudden Unexpected Infant Deaths (SUID) are caused by SIDS, Unknown, and Accidental Suffocation, related to unsafe sleeping practices.
- SIDS is not preventable, but the risk can be reduced with safe sleep practices.
- Accidental Suffocation & Strangulation in Bed is 100% preventable with safe sleep practices.
- Infants are most at risk between 1-4 months.



34

Back to Sleep Campaign

- Reduces the Risk of SUID death by nearly 50%
- Before 1992, nearly 10,000 babies died each year in their sleep environment
 - When the introduction of Back to Sleep for babies, this figure dropped to 3,500 deaths annually
- Always place baby on their back to sleep for every sleep (naps and night)
 - By every caregiver until 1 year old
- "Unaccustomed tummy sleeping" increases the risk of death 18x
- Infants should never sleep on their tummy, side or use positioners
 - In some cases, medical professionals may deem alternative positioning necessary, healthy infants should always be placed on their backs



35

Back to Sleep Campaign



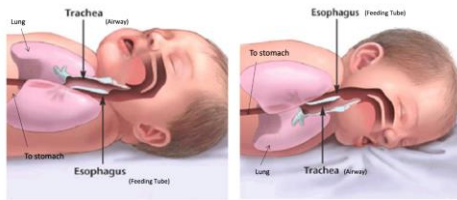
- Can baby ever sleep on their tummy?
 - Once a baby can roll onto their stomach and return to their back, then it's perfectly fine for them to sleep tummy-down **if they roll over by themselves**
 - The baby does not need to be repositioned to their back while they are sleeping
 - Be sure the baby's sleep space is free of toys, blankets, wipes and diapers
 - Ensure all items that may present a danger are removed from the baby's sleep space, especially when the baby begins to roll

Remember to put the baby on their back to sleep for every sleep until they are 1 year old – even if the baby can roll to their tummy

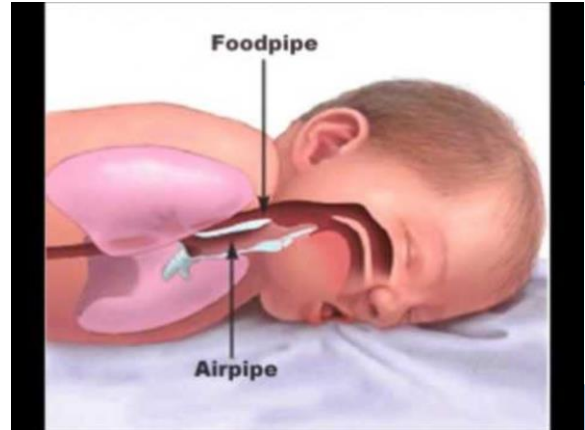
36

Back to Sleep Campaign

- Won't a baby choke while sleeping on their back?
 - NO!



37



38

Back to Sleep Campaign

- Rebreathing Theory
 - Stomach sleeping may increase the risk of death due to **rebreathing**
 - **Rebreathing** is when the baby re-breathes their own expired breath leading to carbon dioxide build up and low oxygen levels
 - Soft surfaces, blankets, pillows, bumper pads and other stuffed items also increase the risk of **rebreathing**



39



40

Safe Sleep Surface

- Use a **firm, flat, non-inclined** surface



Couch sleeping is the most dangerous and has a 50x higher risk of SUID

41

Sleep with a Pacifier

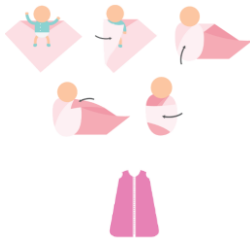
- Offer a pacifier for every sleep, at **naps** and at **night**
- Decreases the risk of SUID by 50%



42

Dress for Safe Sleep


- Overheated infants have an increased risk for SUID
- Common causes of overheating are excessive clothing, blankets, hat use and elevated room temperature
- A baby should **ONLY** wear a hat in the first hours of life until a normal body temperature is achieved, if outside or if ordered by a medical professional
- A baby should only require 1 layer more than an adult
- Swaddling has **NOT** been shown to reduce the risk of SUID



43

Feed Baby Breastmilk

- The risk of SUID is decreased with feeding **ANY** breast milk for at least 2 months
 - The most benefit is achieved with **EXCLUSIVE** breast milk 6-12 months or beyond
- Breast milk is protective against SUID
 - Reduces the baby's risk of SUID by 50%
 - Breastfed babies are more easily aroused from sleep than babies who are formula-fed



44

Room-Sharing

- Room-Share without Surface Sharing
 - Babies should sleep in the parents' room on a separate surface for at least 6 months

Surface Sharing causes 50% of all SUID cases



Bed-sharing increases SUID risk 10x

- Infants with the highest risk associated with surface-sharing are Preterm or low-birth weight infants or infants of a smoking parent

45

Nothing in the Crib with the Baby

- Remove everything from the baby's sleep space except a tightly fitted sheet and a pacifier



46

Avoid Smoking, Vaping and Impairment

- Avoid exposure to substances that decrease alertness or arousal during pregnancy and after birth
- Fatigue and exhaustion are forms of impairment. This is common for caregivers in the newborn stage and families with little support



Exposure to passive smoke in the home doubles a baby's risk of SUID

47

Medical Visits and Vaccines

Vaccinated infants have 50% decreased risk of SUID

- Infants receiving the recommended immunizations according to guidelines from the AAP and CDC have reduced risk of SUID
- Babies of pregnant parents obtaining regular prenatal care have a lower risk of death
- Poor mental health of the caregivers will affect both the parents and the baby. Healthcare team members should support and encourage parents to seek mental help when needed



48

Tummy Time



- Tummy Time facilitates healthy infant development and is the most effective way to combat flat spots
- Strengthens neck and shoulder muscles that are used to meet physical developmental milestones
- Safe Tummy Time Tips:
 - The baby should always be supervised
 - The baby should be awake & alert
 - Use a firm surface
 - Tummy Time should begin soon after hospital discharge & increase incrementally to 15-30 minutes per day by week 7

49

Resistance to Safe Sleep Practices

- BUT THAT'S NOT HOW WE DID IT!!!!
- BUT MY BABY WON'T SLEEP ON HER BACK!!
- SOMETIMES BABIES JUST DIE FROM SIDS...YOU CAN'T PREVENT IT...
- I'M AFRAID MY BABY WILL CHOKE ON HER BACK!!
- MY MOM AND GRANDMA ALL SHARED BEDS WITH THEIR BABIES AND EVERYONE WAS FINE AND SURVIVED!

50

Resistance to Change

Reluctance to accept new ideas is the

ENEMY

Of learning!

(according to Avado learning.com)



51

Resistance to Change

The roasting pan: THAT'S HOW WE'VE ALWAYS DONE IT



52

Teaching SAFE SLEEP and some challenges

So.....what answers can we provide?

What
Would
You
Do?

53

Teaching SAFE SLEEP: how to answer challenges

- Know better, do better. Safe sleep works!
- Safe sleep could be a struggle, but so worthwhile!
 - Safe swaddling to reduce startle reflex
 - Room sharing
 - Caregiver support network
 - Search safe sleep evidence-based support group on:

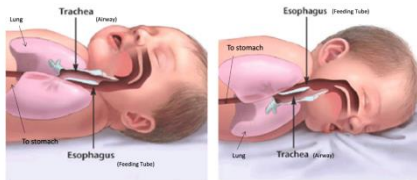
facebook

See all of the **ABOVE, IT IS PREVENTABLE**

54

....continued

Back positioning makes it more unlikely to choke than tummy sleeping.



55

....continued

.....the 1,000 babies who die in bed with their caregiver each year weren't as lucky.

56

INFANT MORTALITY

INFANT MORTALITY RATE **2.8**

U.S. RATE **5.4**

The infant mortality rate decreased in the last decade; 28 babies died in North Dakota in 2021

Infant mortality rate per 1,000 live births



The presence of purple (darker color) indicates a significant trend (p < 0.003)

57

Baby Safety Tips for a Safe Sleep Space



Use a crib, bassinet or play yard that meets current federal standards

- **Bare Is Best**– Nothing but a fitted sheet in a crib, bassinet or play yard
- **Always place baby on back**
- **Check for recalls** on nursery products at SaferProducts.gov

United States Consumer Product Safety Commission

1609-16-010003

CPSC.gov USCPSPC

NSN

For more information, visit CPSC's Safe Sleep, Crib and Stroller Recalls, Safety Education Center. www.saferproducts.gov

58

Warnings

RECALLS / SAFETY WARNINGS.



- When a safe sleep space is unavailable, an alternative device may be used in an emergency
 - Must have a firm, flat, non-inclined surface with thin, firm padding
 - Box
 - Laundry basket
 - Dresser Drawer



Basket



Box or carton



Drawer



Washtub

59

Warnings and Recalls

RECALLS / SAFETY WARNINGS.



- Before purchasing any baby products, check for safety-approval through the **Consumer Product Safety Commission (CPSC)** or www.recalls.gov
- There is **no evidence** to support the use of any product to prevent or reduce the risk of SUID
- The only medical devices suitable for in-home use are those prescribed by a medical provider
- Families **should not** rely on any retail or medical infant monitoring devices or products to prevent SUID
- Don't rely on baby monitor to prevent SUID

60

Warnings



- Sitting Devices, such as car seats, strollers, swings, infant carriers, and infant slings, are not recommended for routine sleep, particularly for infants younger than 4 months.
 - Positional asphyxiation can occur in sitting devices.
- Items marketed to be placed IN the adult bed, such as in-bed sleepers or co-sleepers, **HAVE NOT** been tested for safety. They are not recommended for infant safe sleep.

61

Warning Labels for Risk of Death

⚠ WARNING

USING THIS PRODUCT FOR INFANT SLEEP OR NAPS CAN KILL.

Babies can turn, scoot, or roll over without warning and CAN SUFFOCATE in only a few minutes when airway is blocked.

- Use only with an awake baby.** If baby falls asleep after feeding, move baby to a firm, flat sleep surface such as a bare crib or bassinet.
- NEVER leave or prop up baby alone in this product.** NEVER use in sleep products like cribs, bassinets, or play yards.
- KEEP baby in arm's reach during use.** Stop using if you feel yourself falling asleep.
- KEEP baby's face visible and airway clear.**

Babies have been injured from FALLS.

- Do not use to prop up baby on beds, sofas, or other raised surfaces.
- Never carry or move product with baby in it.

62

Bumper Pads

- In May 2022, the safe sleep for Babies Act of 2021 was signed into law banning bumper pads as a hazardous product
 - They increase the risk of suffocation, entrapment and strangulation
 - Mesh bumper pads are also not safe



63

Bumper Pads

- MARCH 09, 2023
- Crib Bumpers Recalled Due to Violation of Federal Crib Bumper Ban; Suffocation Hazard; Sold by Meiling Hou (Recall Alert)
- Hazard:
 - Infants can suffocate if they roll or move on the crib bumper in a position that obstructs breathing. Padded crib bumpers are banned under federal law



64

Recalls

- January 09, 2023
- [Fisher-Price Reannounces Recall of 4.7 Million Rock 'n Play Sleepers; At Least Eight Deaths Occurred After Recall](#)
- Hazard:
 - Infant fatalities have occurred in the Rock 'n Play Sleepers, after the infants rolled from their back to their stomach or side while unrestrained, or under other circumstances.
- Remedy:
 - Consumers should stop using the Rock 'n Play immediately and contact Fisher-Price for a refund or voucher. It is illegal to sell or distribute the recalled sleepers.
- Units:
 - About 4.7 million (The original recall was announced on April 12, 2019.)



65

Recalls

- January 09, 2023
- [Kids2 Reannounces Recall of 694,000 Rocking Sleepers; Four Additional Deaths After Recall](#)
- Hazard:
 - Infant fatalities have occurred in the Rocking Sleepers, after the infants rolled from their back to their stomach or side while unrestrained, or under other circumstances.
- Remedy:
 - Consumers should stop using the rocking sleeper immediately and contact Kids2 for a refund. It is illegal to sell or distribute the recalled sleepers.
- Units:
 - About 694,000 (The original recall was announced in April 2019.)



66

Recalls

- December 22, 2022
- [Target Recalls Children's Pillowfort Weighted Blankets Due to Asphyxiation Hazard; Two Fatalities Reported](#)
- Hazard:
 - A young child can become entrapped by unzipping and entering the blanket, posing a risk of death by asphyxiation.
- Remedy:
 - CPSC and Target are urging consumers to stop using the recalled weighted blankets immediately and contact Target for a refund.
- Units:
 - About 204,000



67

Recalls

- December 15, 2022
- [Crate And Barrel Recalls Thorhill Baby Cribs Due to Fall and Entrapment Hazards \(Recall Alert\)](#)
- Hazard:
 - The mattress support pins can become loose or not fit properly causing the mattress to fall, posing a fall hazard.
- Remedy:
 - Consumers should immediately stop using the recalled cribs and contact Crate and Barrel for a full refund or free replacement. Crate and Barrel is contacting all purchasers directly.
- Units:
 - About 280 (In addition, about 5 were sold in Canada)



68

Recalls

- August 15, 2022
- [4moms Recalls More than 2 Million MamaRoo and RockaRoo Infant Swings and Rockers Due to Entanglement and Strangulation Hazards; One Death Reported](#)
- Hazard:
 - When the swing or rocker is not in use, their restraint straps can dangle below the seat and non-occupant crawling infants can become entangled in the straps, posing a strangulation hazard.
- Remedy:
 - Consumers with infants who can crawl should immediately stop using the recalled swings and rockers, place them in an area where crawling infants cannot access and contact 4moms immediately to register for a free strap fastener that will prevent the straps from extending under the swing when not in use.
- Units:
 - Two million MamaRoo swings and 220,000 RockaRoo rockers in addition, 60,000 MamaRoo and 10,000 RockaRoo were sold in Canada.



69

Recalls

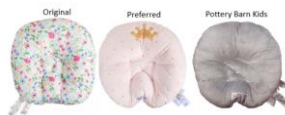
- January 19, 2022
- [Mushie & Co Recalls FBIGG Silicone Pacifiers Due to Choking Hazard](#)
- Hazard:
 - The base of the silicone nipple has a fine slit that can cause the nipple to detach from the plastic shield, posing a choking hazard.
- Remedy:
 - Consumers should immediately stop using the recalled pacifiers and contact the firm for a full refund or credit. To obtain a full refund or credit, consumers should cut the silicone nipple from the base of the pacifier and send a photograph of both the detached silicone nipple and the base of the pacifier to Mushie & Co at: mushie.com/pages/recalls. Consumers should then properly dispose of the pacifier by placing both pieces into the garbage.
- Units:
 - About 333,725



70

Recalls

- September 23, 2021
- [The Boppy Company Recalls Over 3 Million Original Newborn Loungers, Boppy Preferred Newborn Loungers and Pottery Barn Kids Boppy Newborn Loungers After 8 Infant Deaths; Suffocation Risk](#)
- Hazard:
 - Infants can suffocate if they roll, move, or are placed on the lounger in a position that obstructs breathing, or roll off the lounger onto an external surface, such as an adult pillow or soft bedding that obstructs breathing.
- Remedy:
 - Consumers should immediately stop using the recalled loungers and contact The Boppy Company for a refund.
- Units:
 - About 3.3 million (35,000 in Canada)



71

Recalls

- December 16, 2020
- [Graco Recalls Inclined Sleeper Accessory Included with Four Models of Playards to Prevent Risk of Suffocation](#)
- Hazard:
 - Infant fatalities have been reported with other manufacturers' inclined sleep products, after infants rolled from their back to their stomach or side while unrestrained, or under other circumstances.
- Remedy:
 - Consumers should immediately stop using the recalled inclined sleeper accessory and contact Graco for a refund for the accessory. Consumers can continue to use the playard portion of the product and other accessories included with the playard.
- Units:
 - About 51,000



72

Recalls

- October 20, 2020
- [Serena & Lily Recalls Nash Convertible Cribs Due to Injury Hazard \(Recall Alert\)](#)
- Hazard:
 - The leg can become partially detached from the crib's headboard and footboard, posing an injury hazard.
- Remedy:
 - Consumers should immediately stop using the recalled cribs and contact Serena & Lily for a repair, replacement or refund. Consumers can choose a replacement headboard and footboard to repair the crib, plus a coupon for \$250 good for one year from date of issue, replace the Nash Convertible Crib, exchange for another Serena & Lily crib of equivalent value, or a full refund. Serena & Lily is contacting all purchasers of recalled cribs directly.
- Units:
 - About 260



73

Recalls

- January 29, 2020
- [Summer Infant Recalls SwaddleMe By Your Bed Inclined Sleepers to Prevent Risk of Suffocation](#)
- Hazard:
 - Infant fatalities have been reported with other manufacturers' inclined sleep products, after the infants rolled from their back to their stomach or side, or under other circumstances.
- Remedy:
 - Consumers should immediately stop using the inclined sleeper and contact Summer Infant for a cash refund or voucher.
- Units:
 - About 46,300



74

Recalls

- January 29, 2020
- [Evenflo Recalls Pillo Portable Napper Inclined Sleepers to Prevent Risk of Suffocation](#)
- Hazard:
 - Infant fatalities have been reported with other manufacturers' inclined sleep products, after the infants rolled from their back to their stomach or side, or under other circumstances.
- Remedy:
 - Consumers should immediately stop using the product and contact Evenflo for a cash refund or voucher.
- Units:
 - About 3,100



75

Recalls

- July 23, 2019
- [The Boppy Company Recalls Infant Head and Neck Support Accessories Due to Suffocation Hazard](#)
- Hazard:
 - The head support area can be overstuffed and cause the infant's head to be tilted too far forward, posing a suffocation hazard.
- Remedy:
 - Consumer should immediately stop using the head support and contact The Boppy Company for a full refund.
- Units:
 - 14,000



76

Recalls

- December 07, 2023
- [Vibe Bear Playard Mattresses Recalled Due to Suffocation Hazards for Infants: Violation of the Federal Safety Regulation for Crib Mattresses Sold Exclusively on Amazon.com by Vibe Bear \(Recall Alert\)](#)
- Hazard:
 - The recalled mattresses violate multiple provisions of the federal safety regulation for crib mattresses, including the firmness and thickness tests, and are missing warnings and labels. The product poses a suffocation hazard to infants.
- Remedy:
 - Consumers should immediately stop using and destroy the recalled mattresses, and contact Vibe Bear by email to receive a full refund and for directions on how to dispose of the mattresses. Vibe Bear and Amazon are contacting all purchasers directly.
- Units:
 - About 2,000



77

Recalls

- May 01, 2015
- [IKEA Expands Recall of Crib Mattresses](#)
- Hazard:
 - The crib mattresses could create a gap between the mattress and crib ends larger than allowed by federal regulations, posing an entrapment hazard to infants.
- Remedy:
 - Consumers should immediately stop using a recalled mattress and inspect by making sure there is no gap larger than the width of two fingers between the ends of the crib and the mattress. If any gap is larger, customers should immediately stop using the recalled mattresses and return it to any IKEA store for an exchange or a full refund.
- Units:
 - About 300,000 in the United States and about 44,000 in Canada (About 169,000 VYSSA crib mattresses were recalled in the U.S. in January 2015. This expansion includes about 131,000 SULTAN crib mattresses in the U.S. and about 44,000 in Canada.)



78

Recalls

- [Bexco Recalls DaVinci Brand Cribs](#)
- Hazard:
 - A metal bracket that connects the mattress support to the crib can break, creating an uneven sleeping surface or a gap. If this occurs, a baby can become entrapped in the crib, fall or suffer lacerations from the broken metal bracket.
- Remedy:
 - Consumers should immediately stop using the recalled cribs and contact Bexco for a free replacement mattress support which includes replacement brackets. In the meantime, parents are urged to find an alternate, safe sleeping environment for the child, such as a bassinet, play yard or toddler bed depending on the child's age.
- Units:
 - About 11,660 (in addition, 40 cribs were sold in Canada)



79

Recalls

- November 02, 2023
- [YooCAA Baby Loungers Recalled Due to Suffocation Risk and Fall and Entrapment Hazards; Fails to Meet Safety Requirements for Infant Sleep Products, Exclusively on Amazon.com by YooCAA Direct](#)
- Hazard:
 - The recalled loungers fail to meet the safety requirements of CPSC's Infant Sleep Products Rule, creating an unsafe sleeping environment for infants and posing a suffocation risk and fall and entrapment hazards to infants. The failures include not having a stand and not meeting the requirements for side height and fabric-sided openings. The product's sides are shorter than the minimum side height limit; the sleeping pad's thickness exceeds the maximum limit; and an infant could fall out of an enclosed opening at the foot of the lounger or become entrapped.
- Remedy:
 - Consumers should immediately stop using the recalled baby loungers and contact YooCAA Direct for instructions on how to receive a full refund and properly dispose of the product. YooCAA Direct and Amazon are contacting all known purchasers directly.
- Units:
 - About 4,140



80

Recalls

- December 07, 2023
- [Moonsea Pack and Play Mattresses Recalled Due to Suffocation Hazard for Infants; Violation to the Federal Safety Regulation for Crib Mattresses; Sold Exclusively on Amazon.com by Moonseasleep \(Recall Alert\)](#)
- Hazard:
 - The recalled mattresses violate multiple provisions of the federal safety regulation for crib mattresses, including the thickness test and missing warnings and labels. The product poses a suffocation hazard to infants.
- Remedy:
 - Consumers should immediately stop using the recalled pack and play mattresses, and contact Moonseasleep to receive a full refund and for directions on how to dispose of the mattresses. Moonseasleep and Amazon are contacting all purchasers directly.
- Units:
 - About 11,000



81

Recalls

- January 04, 2024
- [UBBCARE Play Yard Mattresses Recalled Due to Suffocation Hazard for Infants; Violation of the Federal Safety Regulation for Crib Mattresses; Sold Exclusively on Amazon.com by UBBCARE](#)
- Hazard:
 - The recalled play yard mattresses violate multiple provisions of the federal safety regulation for crib mattresses, including the thickness test, and are missing warnings and labels. The product poses a suffocation hazard to infants.
- Remedy:
 - Consumers should immediately stop using and dispose of the recalled mattresses and contact UBBCARE to receive a full refund and for directions on how to dispose of the mattress. UBBCARE and Amazon are contacting all purchasers directly.
- Units:
 - About 1,000



82

Recalls

- December 05, 2019
- [DaVinci Recalls Bassinets Due to Fall Hazard \(Recall Alert\)](#)
- Hazard:
 - The bassinet's support legs can break, posing a fall hazard to babies.
- Remedy:
 - Consumers should immediately stop using the recalled bassinets and contact DaVinci for a free repair kit that includes new support legs. In the meantime, parents are urged to remove the support legs and use the bassinet on a safe space on the floor or to find an alternate, safe sleeping environment for the child, such as a crib that meets current safety standards. DaVinci is contacting all known purchasers directly.
- Units:
 - About 3,000 (in addition, about 290 in Canada)



83

Summary

- The respiratory system, what happens?
- SUID risk factors
- Teaching SAFE SLEEP and some challenges
- Resistance to SAFE SLEEP
- Product safety
 - Recalls and warning labels
 - Characteristics of SAFE SLEEP environments

84

Questions:



85

Resources:

- *Safe sleep ambassador training*. Cribs for Kids. (n.d.). <https://cribsforkids.teachable.com/p/safe-sleep-ambassador/>
- *Recalls*. (n.d.). U.S. Consumer Product Safety Commission. <https://www.cpsc.gov/Recalls>
- Faap, P. P. M. (2023, November 7). The pros and cons of pacifier use. *Pathfinder Health*. <https://www.pathfinder.health/post/pacifier-pros-and-cons>
- CDC/NCHS, National Vital Statistics System, *Mortality Files*. Rates calculated via [CSC WONDER](https://wonder.cdc.gov/).
- *2023 March of Dimes Report Card for North Dakota*. (n.d.). March of Dimes | PeriStats. <https://www.marchofdimes.org/peristats/reports/north-dakota/report-card>
- Teresa.haider@sanfordhealth.org
- Sarah.brooks@sanfordhealth.org

86

Don't Be a Fool, Gun Safety is Cool

Promoting safety around firearms with childhood injuries on the rise

Presented by: Alyssa Preszler, BSN RN CEN CPST
Coordinator Safe Kids Bismarck-Mandan



87

Introduction

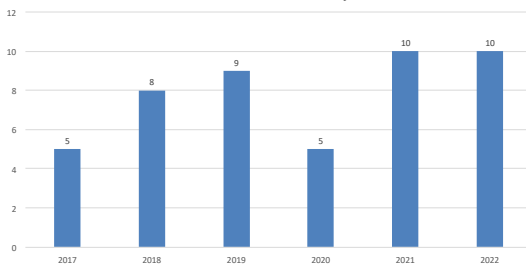


- Firearm injuries have surpassed motor vehicle crashes as the leading cause for injury related death in children in the US.
- The safest way to store a firearm is OUTSIDE the home.
- The topic of firearms can often be considered taboo.
- How can we keep these conversations centered on safety in a politically charged topic?

88

Firearm Related Injuries in Children in ND

Number of Firearm Related Injuries



89

Firearm Related Fatalities in Children in ND

- 34 fatalities from 2017-2022
- Almost 70% of these fatalities were by suicide
- Only 18% were due to accidental discharge or mishandling of the weapon
 - This means that 82% of these fatalities were intentional
- Only 15% of the firearms used in these fatalities were locked



90

What does this Data mean?

- I don't have a good solution, but I think we can confidently infer that parents can't always tell when their children are depressed/suicidal.
 - How do we convey this to parents in a way to which they will listen?



91

The role firearms can play in suicide success

More than 1/3 of child gun deaths are suicides

- More than 700 suicides each year nationwide

90% of suicide attempts with a gun result in death

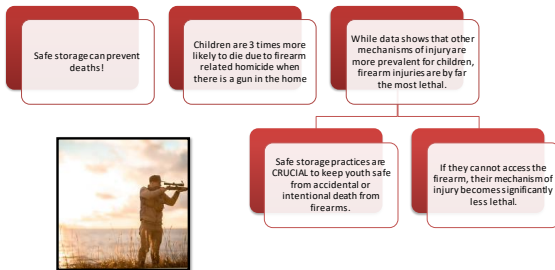
- This is a much higher rate than suicide attempts that use most other means

55% of adults in North Dakota have a gun in their home

- Children are 4 times more likely to die by suicide when there is a firearm in the home

92

Why Safe Storage?



93

Why Safe Storage?

- Teens can be impulsive – even if they know how to handle firearms safely and do so regularly.
- Keeping the firearm locked when not in use can save a life.
- Symptoms such as moodiness and withdrawal can be attributed to “typical teenager” behavior when in fact they are signs of depression or mental health issues.



94

The Responsibility of the Caregiver

- Increasingly, parents in the US are being held accountable for the injuries inflicted on and/or by children with a gun that belongs to the parent.

Mom of Virginia 6-year-old who shot teacher sentenced to 21 months in federal case



Parents of Michigan high school shooter Ethan Crumbley will go to trial, judges rule
Ethan Crumbley, then 15, killed four students in the Oxford High School attack.
By Seth Stover, Will Malville — Fox News
March 20, 2023, 10:04 AM

Father charged in connection with accidental shooting that killed 3-year-old

95

Different Ways to Secure Firearms



Cable Lock



Biometric safe



Large safe

96

What about the need for self defense?



"There is no good evidence that a gun in the home provides a deterrent effect or reduces the likelihood of injury during an altercation or break-in."



"However, for most contemporary Americans, the scientific studies suggest that the health risk of a gun in the home is greater than the benefit. There are no credible studies that indicate otherwise. The evidence is overwhelming that a gun in the home is a risk factor for completed suicide or domestic violence and that gun accidents are most likely to occur in homes with guns."

Hemenway D. Risks and Benefits of a Gun in the Home. American Journal of Lifestyle Medicine. 2011;5(6):502-511. doi:10.1177/1559827610396294

97

Programs that can be implemented in our communities



- Advocate for and educate on safe storage.
- Tailor education sessions to different audiences.
- Include patient stories (if possible).
 - If anybody knows a family with a good testimonial that would like to come forward, please have them reach out to one of the Safe Kids Coordinators.

98

Hunter's Safety Classes

Encouraging parents to enroll kids in hunter's safety can reduce accidental injuries by showing kids how to properly handle a firearm.



- Required for anyone born after 1961**
 - Unless they are under 12 years of age and under direct supervision of a parent or guardian
- Traditional Course**
 - 14-hour in-classroom course
- Home Study**
 - 14-hour course that is split between classroom and online
- Hunter-Ed.com**
 - Online course approved by ND Game and Fish

99

Prevention in Healthcare Settings



- Clinics, Emergency Departments, Inpatient Units, Public Health Units
 - Ensure that proper screenings are done in both inpatient and outpatient settings.
 - Are positive screenings followed up with action?
- What types of questions are we asking?
 - Are we screening for unsecured firearms in the home?
 - Are we screening for suicide risk?
 - What are we doing if these screenings are positive?
 - What is their plan? Do they have access to lethal means?
 - Do we know our resources? What is the best way to approach parents?

100

Resources Available



- Cable Locks for Firearms Available at Several ND Law Enforcement Offices
 - https://projectchildsafe.org/safety_kit_site/?safety_kit_state=north-dakota
 - Also available at the Safe Kids Grand Forks Office the Safe Kids Fargo Moorhead Safety Store, and through the BeSmart office in Fargo.
- Biometric Safe Distribution through the ND Dept of Health and Human Services



101

More Resources Available



- Facebooks Posts, Fliers, Handouts
 - Available from Safe Kids Coalitions in ND
- Be Smart
 - <https://besmartforkids.org/>
 - Has an office in Fargo ND, with several handouts, curricula, and other fabulous resources available to the public.
 - Martha Wheeler, Fargo office
- Project Child Safe
 - <https://projectchildsafe.org/>
 - Has gun safety kits available to Law Enforcement

102

Statewide Firearm Meeting

- Called together by Jenn Grabar and Beth Oestrich
- Highlighting need for action to protect children from firearms
 - Especially through the promotion and education for safe storage
- Increasing injuries and deaths related to firearms
- Applied for federal funding to obtain biometric safes for distribution in the state
 - This would come with education to those who receive them
- All 4 Safe Kids Coalitions have volunteered to be distributors if funding comes through



103

Other Avenues for Prevention

- Violence Prevention
 - Community Engagement Officers
 - Student Resource Officers
- Stop the Bleed Training
 - NDSU Extension
 - Sanford Bismarck and Sanford Fargo Injury Prevention
 - Trinity Hospital Injury Prevention in Minot




104

Questions?



105



To Grandmother's House We Go

Child Passenger Safety resources available throughout the state and Vehicular Heatstroke Prevention Tips



106

Stats

- 39 children under the age of 18 have died on ND roadways from 2018-2022.
- On average, 37 children die each year in the US from this preventable cause.
- Motor Vehicle Crashes accounted for approximately 467 children injured in North Dakota in 2023.
- The best way to prevent injuries for children in the event of a crash is a properly used car seat, booster seat, or seat belt.



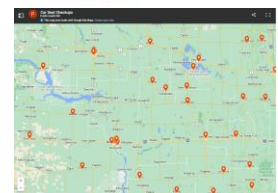
107

North Dakota Child Passenger Safety Assistance



Child Passenger Safety

- I Need Help Installing a Car Seat
- Find a Car Seat Distribution Program Near You
- Find a Birthing Hospital Near You That Offers Car Seat Classes
- Best Practice Recommendations
- Child Passenger Safety Laws
- Additional Resources



108

NDHHS Website

CPST Class Schedule



- Bismarck
 - April 9-12
- Williston
 - April 23-26
- West Fargo
 - April 29-May 2
- East Grand Forks
 - May 20-23
- Minot
 - August 6-9

109

CPST Workshop

Specialized trainings offered

- Bus, Ambulance

Take advantage of this great educational opportunity!

What? 2024 Child Passenger Safety Workshop
When? July 31, 2024
Who? Certified Child Passenger Safety Technicians
Where? North Dakota Capitol, Bismarck, ND
Why? Because we ♥ CPS

CPS CEU, POST and nurse contact hours will be offered. More information to follow!

110

Want to learn more about child passenger safety on-line?

This course is FREE and on-line.

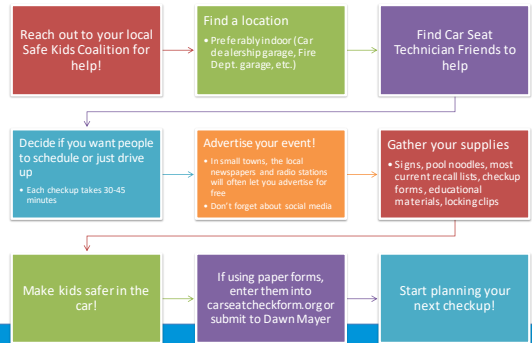
It covers a wide variety of topics related to child passenger safety.

[Car Seat Basics E-Learning - National Safety Council \(nsc.org\)](https://www.nsc.org/learning/national-safety-council)



111

How to Host a Car Seat Checkup



112

Vision Zero Outreach Coordinators

- KAITLIN ATKINSON**
Northeast Region
Grand Forks County Sheriff's Office
- MOLLY SCHOEN**
Northwest Region
Ward County Highway Department
- THERESA LIEBSCH**
Southwest Region
Burleigh County Sheriff's Department
- LEAH KELM**
Southeast Region
Cass County Highway Department

VisionZero Outreach Program Director – Ryan Gellner gellner@ndaco.org

113

Vision Zero Program



- Seat Belt Safety
- Community Events
- Mock Field Sobriety Tests
- Rollover Simulator
- Seatbelt Convincer
- Fatal Vision Goggles
- Impaired/Distracted Driving Simulator
- SIDNE, Pedal Cart
- Vision Zero Conference
- Vision Zero Schools
- Vision Zero Days



114

Driving Skills For Success



- Hosted by Vision Zero and DOT in collaboration with other safety organizations in the state.
- Half day course for teens to prepare them for the real world of driving.
- Parents are encouraged to attend and participate as well.

115

The Effect of Drunk Driving on Children



Study: 1,755 children died in a crash involving a drunken driver from 2011-2020

- Authors said enhanced penalties for DUI with a child in the car are not effective or consistently enforced.
- They called for expanding use of alcohol ignition interlock devices for drivers convicted of DUI or implementing programs for repeat offenders.
- Also called for increasing research on driving under the influence of other drugs.

116

Vehicular Heatstroke

- What do we mean by "heatstroke"?
 - When a child is left in a car on a warm day – either by accident or on purpose, and their body temperature rises to dangerous levels, causing illness or even death.
- Heatstroke begins when a child's body temperature reaches 104 degrees Fahrenheit.
- This tragedy can happen to school age children as well – not just infants and toddlers.



117

How Fast Can Heatstroke Happen?

The interior temperature of a car can increase by 19 degrees in just 10 minutes, and will continue to rise

- It is important to never leave a child in the car, even just for a minute

Heatstroke can occur on days that aren't "hot".

- It doesn't take long for a car to get too hot inside when it is only 70 degrees outside – even if you park in the shade or roll down the window

118

Reminder to anyone who owns a car

- Any small change in routine can cause someone to forget their child in the backseat.
 - Create reminders to remember to take kids out of the car.
- About 1/4 of heatstroke deaths occur when a child enters an unlocked, parked car and gets trapped inside.
 - This is a good reminder for EVERYONE to prevent these tragedies by taking 3 seconds to lock their cars when they get out.



119

Resources Available



Contact Safe Kids Grand Forks for bulk items to be distributed in the state.

120

Resources Available

Please reach out if interested in borrowing these displays

Print materials and Facebook posts available through safekids.org and local Safe Kids Coalitions



121

QUESTIONS?

122

LUNCH

- Please enjoy your lunch and we will see you back here at 1 p.m.



123

123

Water Safety & Drowning Prevention

Presented by: Carma Hanson, Coordinator
Safe Kids Grand Forks



124

124

Drowning Statistics

- Drowning is the leading cause of injury-related death among children ages 1-4.
- Third leading cause of unintentional injury-related death among children 19 and under
- In 2018 – 918 children under the age of 19 drown and more than 7000 were seen in the ER.



125

125

126

126

Drowning Statistics

- For every child who drowns, another 8 receive emergency department care for non-fatal drowning.
- The majority (92%) of the children who survive are discovered within 2 minutes of submersion and most (86%) children who die are found after 10 minutes.



127

127

Sources of Drowning & Water Safety Tips

- In the bathtub
 - Don't use baby seats.
 - Empty tub after use.
 - Never leave kids unattended. Take all your supplies in at once so you don't have to leave.
 - Keep toilet lids and doors to bathroom and laundry rooms closed when not in use.
- In the pool or spa
 - Install four-sided fencing around the water with self closing gate.
 - Remove ladders from above ground pools when not in use. Store away from the pool.
 - Alarms on doors leading to the pool area.
- At lakes and rivers
 - Put children in life jackets when in, near or on the water.
- In the yard
 - Fence off play areas.
 - Be aware of non-traditional water sources such as retention ponds, fountains and ditches.




128

128

Quiet Activity, Not As In the Movies

- Most expect head bobbing, arms up in the air, a struggle and some splashing - but that is not what drowning looks or sounds like.



129

129

Water Safety

- Understand the role of lifeguards.
- Watch kids when they are in AND around water.
 - Keep young swimmers within arm's reach.
 - Make sure experienced swimmers are with a partner every time.

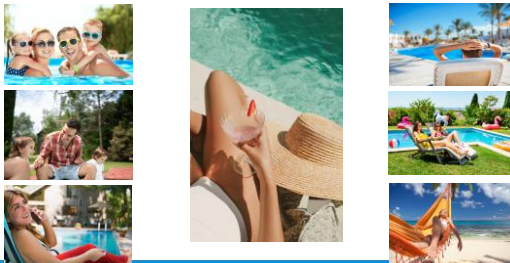


130

130

Water Safety

- Provide ACTIVE adult supervision. What does that look like?



131

131

Water Safety

- Provide active adult supervision at all times – assign a **Water Watcher**.
 - When there are several adults present, choose one to be responsible for watching children in or near the water for a certain period of time and change as needed.



132

132

WATER WATCHER



While wearing this tag, I agree to supervise the children in the open water or pool, keeping them in sight at all times.

I will not leave the water area without finding an adult to replace me.

133

133

Swimming Lessons


- Teach children how to swim.
 - Every child is different, so enroll children in swim lessons when they are ready. Consider their age, development and how often they are around water.
 - Local resources for swim lessons
 - Adaptive Aquatics



134

134

Water Safety Education



135

135

Water Safety Education

- Reach
 - Lay flat to stabilize yourself
 - Tree branch
 - Pool noodle
- Throw
 - Floatation device
 - Water bottle
 - Cooler
 - Fishing line
 - Think of wind direction
- Go
 - Get help!

136

136

Water Safety

Make sure kids learn how to swim and develop these 5 water survival skills.



Watch your kids when they are in and around water, without distraction.



Learn more at safekids.org.

137

137

Backyard Pool Safety

- Learn CPR and basic water rescue skills.
 - It is important to know how to respond in an emergency without putting yourself at risk of drowning. Learning these skills may help you save a life.




138

138

Backyard Pool Safety

- Below ground pools
 - Door alarms
 - Self closing latches on the gates
 - Store toys and other intriguing objects out of the pool area
 - Know where the jacuzzi shut off switch is / assure hot tubs with safety vacuum release systems in place
 - Assure drain covers meet the new standards (2007)
 - Virginia Graeme Baker Pool & Spa Act




139

139

Water Safety

- Above ground pools
 - Store toys and other intriguing items out of the pool.
 - Place a cover on the pool when not in use.
 - Consider 4-sided fencing as required with below ground pools.
 - Store the ladder away from the pool when not in use.




140

140

Why are Life Jackets Important?

- Life jackets, life vests, ski vests...they're all common names for PFDs, or personal flotation devices. Their job, as the names imply, is to keep the wearer alive and afloat should they unexpectedly end up in the water or elect to participate in watersports such as skiing or wake surfing.



141

141

Why are Life Jackets Important?

- Don't consider a lifejacket as something just worn by people that can't swim. Use them as a swim aid at all times.
- Don't rely on water wings or other inflatable devices to save your child's life.



142

142

Boating Laws (ND & MN)

- All boats must have one wearable PFD for each person on board or being towed.
 - Any boat over 16' in length must have a throwable PFD as well.
- All children under 10 must by law wear their life jacket when in a motorcraft or being towed.

DIFFERENT TYPES OF PERSONAL FLOTATION DEVICES (PFD)



143

143

Is my life jacket correct?

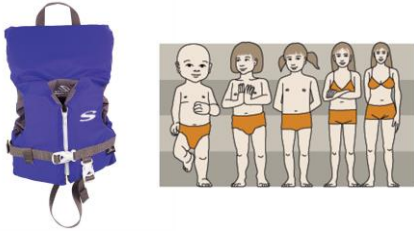
Life jackets come in sizes to fit babies through large adults. They are intended to keep you afloat in lakes, rivers, pools and other bodies of water. Worn correctly, they work!



144

144

Infant Life Jackets



145

145



146

146

Water Safety

- Safe Kids supports a variety of lifejacket loaner programs
- Programs exist at a variety of locations, including the Grand Forks YMCA where life jackets can be checked out for up to 2 weeks at a time at no cost. Life jackets are available in sizes from infant to adult.
- Check out life jackets for use at the local swimming pool, a camping or fishing trip or a weekend trip to a hotel pool



147

147

Life Jacket Loaner Programs

Safe Kids Grand Forks Life Jacket Loaner Program
 Drowning claims nearly 2,000 lives annually! Drowning is the #1 cause of accidental death of preschool age children.
 If you will be traveling to Lake Umbagog, use a life jacket when swimming or boating. Life jackets are available for loan at no charge through the program. For more information, call 781-338-4300. The program is open to anyone in the community supporting the goal of reducing the number of lives YMCA can save this summer.

Remember, wearing a life jacket could save your life!
 To learn more about the Life Jacket Loaner Program, contact the YMCA at 235.281.9108 or 781-338-4300 or visit us at www.youcanmakeadifference.org

Altru SAFE KIDS

Crookston Life Jacket Loaner Program
 Drowning claims nearly 2,000 lives annually! Drowning is the #1 cause of accidental death of preschool age children.
 Wearing a life jacket can save your life! A life jacket is available at all parks or at the Crookston Community Park. Lending them the love is simple by being top of a weekend trip to a water park. Right? About the Life Jacket Loaner Program. Child & adult sized jackets are available for use at NO COST! The program is open to anyone in the community or surrounding area.

Remember, wearing a life jacket could save your life!
 To learn more about the Life Jacket Loaner Program, visit Altru Clinic, 401 S. Riverside Street, Crookston, MN, or call Carol Bergquist at 725.281.9108, or Heidi Lamb at 725.281.9121.

Altru SAFE KIDS

148

148

Life Jacket Loaner Boards

Life Jacket Tips:
 • The best life jacket is the one you use!
 • Always wear a life jacket when in a boat, on a boat or other watercraft.
 • Make sure your life jacket fits properly and the buckles are fastened.
 • Never drink alcohol, avoid recreational drugs.

HOW TO PROPERLY FIT A LIFE JACKET

Call 791-328-4300

LIFE JACKET LOANER STATION



149

149

It Takes 3 to Ski

- To ski behind a boat or person watercraft (jet ski) you must have three people.
 - Skier
 - Driver
 - Spotter



150

150

Carbon Monoxide

Carbon monoxide can harm and even kill you inside or outside your boat!

Did you also know:

- Carbon Monoxide symptoms are similar to seasickness or alcohol intoxication.
- Carbon Monoxide can affect you whether you're underway, moored, or anchored.
- You cannot see, smell, or taste Carbon Monoxide.
- Carbon Monoxide can make you sick in seconds. In high enough concentrations, even a few breaths can be fatal.




151

151

Sophia's Law – MN

- The law requires motorboats, regardless of fuel type, with an enclosed accommodation compartment must be equipped with a functioning marine CO detector system installed according to the manufacturer's instructions. An enclosed accommodation compartment is defined as having all three of the following spaces: designated sleeping accommodations, a galley area with a sink, and a head (toilet) compartment.



152

152

Water Safety



153

153

Kids Don't Float



154

154

Splash Into Safety



155

155

Water Safety



The goal of the Find Safe program is to collaborate with and support law enforcement and public safety agencies in their efforts to reduce and prevent injuries and deaths of missing individuals with dementia or developmental disabilities in the state of North Dakota.

156

156

157

157

Water Safety Indoors



- Bathing is a part of everyday life. However, many parents do not know that children can be seriously injured in bathtubs and showers. Every year, more than 43,000 children receive emergency treatment for bathtub- and shower-related injuries. Many of these injuries can be prevented by following the safety tips below.

159

Bathtub Safety/Protection

- Only adults should watch children in the bathtub. Do not rely on an older sibling to watch young children.
- Prepare with everything you will need before bathing your child. Always stay within arm's reach.
- Injury experts recommend NOT using baby bath seats. If you are going to use one, check for **recalls** and read product instructions carefully, including weight limits and where to use the seat.
- Toddlers and infants are top heavy, and if they fall forward in the tub one inch of water is enough to drown.
- Install handholds inside of the bathtub or shower.
- If your shower has a glass door, make sure it is shatterproof.
- Get rid of sharp points and edges by using cushioned or rounded edges on all bath or shower fixtures.
- Use slip-resistant mats inside and outside of the bathtub or shower.

161

Water Safety Resources

- [Water Safety for Kids | Red Cross](#)
- <http://www.safekidsgf.com/WaterSafety.html> – Water Safety Website and Information
- <https://www.youtube.com/watch?v=jVamb7Sjib4> – Kids Don't Float 2021 Virtual Session
- [Water Safety Tips - Abbey's Hope \(abbeyshope.org\)](#)

158

Types of Bathtub and Shower Injuries

- Children can drown in very small amounts of water.
- Hot water can cause burns and scalds.
- Slips, trips and falls can cause deep cuts, bumps and bruises, broken bones, and serious head injuries.



160

Water Temperature

- Check the water temperature before placing your child in the bathtub or shower. Hot water scalds are the most common and most severe type of childhood burn.
- Set the water heater thermostat to no higher than 120°F. Consider installing anti-scald devices on faucets to stop the flow of water if it gets too hot.



162

Water in Non-Traditional Places



163

163

Questions??



164

164

Reminder!



- Please put your first & last name in the chat box along with the state home, PATH home, URM home, or Youthworks home.

165

165



Fun On Four Wheels: ATV Education in Rural North Dakota/Minnesota



How to keep everyone including the smallest riders safe on ATV's & UTV's

166

166



167

167

Change in ATV Use



168

168

ATV Safety Laws

- State laws often allow use of these in pre-teen ages.
- Parents allow use of them "as kids need to get places but they aren't old enough to have a driver's license"
- License/training not always required if driven on private land.



169

169

ATV Use in North Dakota

- Registration required if operating on public lands
- Youth 12-15 must take a safety course to operate an ATV on public lands if they do not have a valid drivers license
- Helmets are required of all users under the age of 18
- Sources: [Off-Highway Vehicles \(OHV\) | ND Parks and Recreation - Business and Grants](#)
- Infographics:
 - <https://www.cpsc.gov/Safety-Education/Safety-Guides/ATV/2021-Report-OHV-Injuries-Deaths>
 - https://cpsc-d8-media-prod.s3.amazonaws.com/s3fs-public/9613652627_9951778f03_b.jpg

170

170

ATV Use in Minnesota

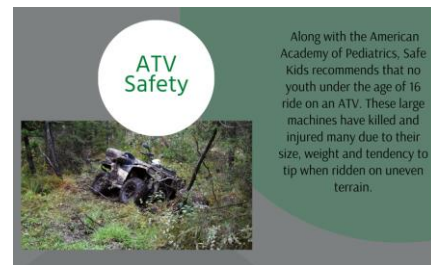
- Under age 10**
 - May operate an ATV only on private property with permission of the owner.
 - Parent or guardian must be present at hands-on ATV safety training.
- Age 10 & 11**
 - May operate an ATV only on private property with permission of the owner.
 - May operate an ATV up to 90cc on public lands and frozen waters if accompanied by parent or legal guardian.
 - May operate an ATV up to 110cc with straddle-style seating on public lands or frozen waters if accompanied by parent or legal guardian.
 - May operate an ATV up to 170cc with side-by-side-style seating and equipped with steering wheel on public lands or frozen waters if accompanied by a parent or legal guardian.
- Age 12 to 15**
 - May operate an ATV on public lands and frozen waters and make direct crossing of roadways with a valid safety certificate is accompanied by a person 18 years of age or older who holds a valid driver's license.
 - On the bank, slope, ditch of a public road right-of-way or roadway open by local ordinance with a valid ATV Safety Certification when accompanied by a parent or legal guardian on a separate ATV.
- Age 16 & 17**
 - Must have a valid driver's license and ATV Safety Certification to make a direct crossing of a roadway or operate on road right-of-way or roadway open by local ordinance

<https://www.dnr.state.mn.us/regulations/ohv/index.html>

171

171

AAP | Safe Kids Recommendation on ATV's



172

172

ATV Safety Issues

- ATVs can travel at speeds up to 70 mph and weigh up to 800#
- No traditional vehicle safety features such as: Roll over bar | seatbelts | airbags
- Driven on uneven terrain - youth lack upper body strength to bring these to an upright position if they start to tip
- Injuries and deaths don't just occur from head injuries, but crushing ones as well. (Helmets most often required by state law for youth but not other safety items such as chest protectors, closed toed shoes, pants, etc.)
- Often see multiple kids on one vehicle, shifting the center of gravity and making them more susceptible to tipping



173

173

Meant for Off-Road Use



https://www.youtube.com/watch?v=oNOD2wboc_E

174

174

ATV Center of Gravity

ATV Safety: Limit the Passengers

When riding on an ATV, don't have more people than the machine was designed for. Adding additional people will shift the center of gravity, making the ATV prone to tipping over and crushing the rider. The weight on the machine should be centered between where all the wheels meet the ground.



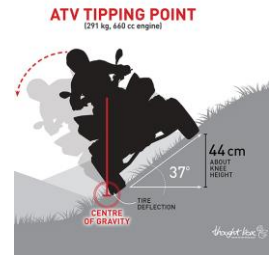
https://www.youtube.com/watch?v=P_azFtycivU

175

175

ATV Tipping Point

- The point at which an ATV tips over is about 37 degrees, or 44 cm off the ground.
- Photo credit: Christine Pearce



176

176

Required / Necessary Gear



Image from: <https://www.childrens.com/health-wellness/atv-safety-tips>

177

177

Dress for Success!

ATV Safety Gear

When riding on an ATV, the safety gear used should include:

- Helmet (required by law for all riders and passengers under age 18)
- Chest protector (crushing injuries are just as likely as head injuries in an ATV crash and these machines are very heavy)
- Long pants and sleeves
- Closed toed shoes
- Gloves
- Eye protection

This message is shared by the Safe Kids Alliance in North Dakota

SAFE KIDS NORTH DAKOTA
SAFE KIDS NORTH DAKOTA
SAFE KIDS NORTH DAKOTA
SAFE KIDS NORTH DAKOTA



178

178

ATV Helmet Use

- Protect face/skull from injury
- Legal requirements in some situations (under 18)
- Reduces wind exposure that may lead to particulate in eyes/skin, noise fatigue



179

179


Safety Tips

- ATV's are not toys. Never let kids drive or ride adult ATV's.
 - Engines over 70cc should only be driven by adults.
- Only allow one rider per unit.
- Never drive ATVs on paved roads. They are intended for dirt roads and handle very differently on pavement.

180

180

Right Size for the Rider



ATV Safety

If youth are riding on an ATV, assure that it is not a full-sized one. Most young adults don't have the upper body strength to bring it to an upright position if it starts to tip, often leading to crushing injuries.

181

181

Education is Key!



ATV Safety

Each state has the ability to outline where ATVs can be driven and at what age. Before riding, make yourself aware of the State laws and enroll in an in-person or on-line safety course.

OHV-HIGHWAY VEHICLE

QR code takes you to the 50 safety course website.

182

182

Rider Communication



ATV Safety

Riding an ATV, especially in a group requires communication with others on the trails with you. Know and use the hand signals appropriate for your actions.

Hand Signals:
 - Right turn
 - Left turn
 - Ahead left
 - Opening trail

Image Adapted from OHV-Highway Vehicle Safety Course

183

183

How We Got Started

- Review of ER data related to ATV crashes | Study conducted with help of UND Nursing students
 - Traditionally had been farm related vehicles and transitioned to "lake" recreational vehicles/modes of school transport in rural communities.
- Sought out mutual partners in the ag industry to initiate farm safety camps
 - Progressive Ag
 - AgCountry Farm Credit Services
- Safe Kids Worldwide ATV grant opportunity



184

184

Curriculum | Community Education

- Progressive Agriculture
 - Full day camps
 - Individual session-based courses
- Parks & Recreation Departments
- Create your own




185

185

ATV Static Display

- Clinic lobby
- Schools
- Malls
- Grocery stores
- ATV Dealership
- Sporting good stores
- Public health departments
- City hall
- Community events



186

186

ATV Static Displays



187

School Based Presentations

- Full day or session-based presentations
- Part of our school-based educational presentation included discussion about helmet use. We compared and contrasted bike, multisport and DOT approved helmets to highlight the need for the correct equipment for the activity they are doing.
- Middle and elementary school education with parent take-home flyer
 - Train the trainer model



188

School Based Education | Concussion Education

- When discussing helmet use with middle/high school students, we often bring along our fatal vision goggles and ask them to complete a maze.



189

Fatal Vision Resources

- <https://fatalvision.com/product/executive-function-dry-erase-maze-boards/> - \$320
- <https://fatalvision.com/product/fatal-vision-impairment-goggles/> - \$169.00




190

Farm Safety Camps



191

Community Education



192

Farm – Ag Expos



193

193

Radio Interviews



194

194

Social Media



ATV Safety Week
In May / June and October



195

195

School Newsletters



196

196

ATV Resources

- Tile Table
- Safety Devices (SKW grant)
- Banner
- Handouts
- Activity Booklet
- Teaching Sheets (See next slide)

197

197

All-terrain Vehicle (ATV) Safety
Having someone know how to help your family safely enjoy off-road vehicles and ATVs.

If you're driving an ATV, there are some important safety tips:

- Observe your state's ATV laws and regulations.
- Always wear your seat belt and use proper riding techniques.
- Never drink and drive. It's illegal and dangerous.
- Always wear your seat belt and use proper riding techniques.
- Never drink and drive. It's illegal and dangerous.
- Always wear your seat belt and use proper riding techniques.
- Never drink and drive. It's illegal and dangerous.

AgCountry
SAFE KIDS GRAND FORKS



198

198

Partnerships

- Progressive Agriculture
- Law Enforcement
- Parks & Recreation
- Outdoor Recreational Dealerships
- Nursing / Public Health Programs



199

199

UND Nursing Students' Project



Circus!!



Sporting Goods Store

200

200

UTV's / ATV's / Golf Carts on City Streets

- Pay attention to your local city governments and their plans to allow these vehicles.
- Get involved in advocating against these.
- If you have ordinances in place that allow for these devices, consider changing that.



201

201

Final Thoughts

- Be creative
- Address the issue. . . . Don't normalize it
- Many parents don't know about the inherent dangers of these vehicles.



202

202

Thank you!!

- **Carma Hanson, MS, RN**
Coordinator – Safe Kids Grand Forks
Safe Kids Grand Forks
701.780.1489 (Office)
701.739.1591 (Cell)
chanson@altru.org
www.safekidsgf.com



203

203

Break

- See you back at 2:45 p.m.



204

204

Staying Safe for Fun on the Farm

Presented by: Kailyn Allen, Community Life Educator
Safe Kids Fargo-Moorhead



205

Staying Safe for Fun on the Farm



- Farms are one of the few workplaces that are also often called home.
- They are occasionally opened for visits from family or for people who just want a taste of the life on a farm known as: **AGRITOURISM**



206

They are also a highly dangerous place to work



207

Children and Farms Data

A child dies in an agricultural-related incident about every 3 days.

Injury Facts:

- Every day about 33 children are injured in agriculture-related incidents.
- About one third of agriculture-related emergency room visits are child injuries.
- In 2014, an estimated 7,469 household youth were injured on a farm and 60% of them were not working when the injury occurred.
- An estimated 738 hired and 3,735 visiting youth were injured on farms in 2014.
- Vehicles were the leading source of injury for household working youth, including ATVs.
- For non-working youth and visitors, animals were the leading source of injuries.
- <https://drgnews.com/2022/07/11/2022-us-childhood-agricultural-injuries-fact-sheet-released/>



208

Staying Safe for Fun on the Farm



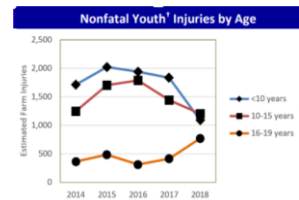
- According to the National Safety Counsel:
- Thousands of children are injured, and hundreds are killed every year by hazards found on the farm.
- Some of these children are working on the farm while others wander into trouble on their own or are invited into hazardous areas.
- Implement injury prevention strategies today to protect agriculture's greatest resource, our children.



209

Most Common Dangers:

- Animals
- Grain Bins and Silos
- Chemicals
- Machinery and Equipment
- Open-water



210

Animals:

Livestock are unpredictable. They are linked to one of every five injuries on the farm.



211

211

Grain Bins and Silos

One-third of all entrapments and suffocations in flowing grain involve children under age 14.



212

212

Chemicals

At least half of the U.S. deaths from pesticides are children under age 10.



213

213

Machinery and Equipment

Falls from farm machinery and in buildings are a major cause of injuries under age nine.




214

214

Children do not belong on equipment.

- While it may seem harmless and fun, this is one of the most common dangers on a farm visit.
- No extra riders!
- Make it a special rite of passage that a child must be of an appropriate age to use machinery.
- ATVs/OHVs included
- Closed cab tractors included!



215

<https://www.agweek.com/business/experts-say-tractors-hazardous-for-kids>

215

Open Water/Other Substances

It isn't only water...

- Ponds and open water
- Manure pits
- Wells
- Garbage pits
- Open grain piles

Drowning is a leading cause of non-occupational deaths on farms.



216

216

Recommendations for Prevention

- Prevention includes preparation.
- Teach children what to do in an emergency.
- Even a three-year-old can press a button on a programmed telephone.
- Since most children under age eight are not good readers of unfamiliar words, use symbols on your emergency telephone list.



217

217

Recommendations for Prevention

- Education/high expectations for kids
- Signage for Keep Out areas
- Helmets and seatbelts
- Lifejackets for open water fun
- Fencing and gates
- LOTO system in place
- Supervision



218

218

Having Fun on the Farm Doesn't have to be Dangerous:

- Remember to seek guidance from farmers with more experience on what is ok or not ok to go near.
- Always supervise children who are not used to being on a farm.
- Even children who work on a farm need to be looked after and given clear rules for farm safety.
- Make sure your expectations are realistic per age of the child.



219

219

Check out the Check List!

FARM SAFETY CHECKLIST

KEEPING CHILDREN SAFE CHECKLIST

Make sure all areas accessible to young children are adequately demarcated, fenced, or otherwise safe for their use. This checklist is used to verify safety checks on your farm, enhancing the safety of children who visit, work and play on your farm.

Adapted with permission from the NICHDS/NIOSH Youth Agricultural Safety Checklist

Checklist Item	Yes	No	Comments/Notes
Are young children kept out of the work site while parents work?	<input type="checkbox"/>	<input type="checkbox"/>	
Do adults know to never take young children or machinery, tractors, and horses, ATV's etc. off the premises and going down ditches, basins, industrial waste or on top? This means NO ATVs TO CHILDREN.	<input type="checkbox"/>	<input type="checkbox"/>	
Are keys removed from all equipment after use, tractors, backhoes, etc. and are keys stored in a secure location?	<input type="checkbox"/>	<input type="checkbox"/>	
Is all equipment, especially those with sharp edges, pins, hot surfaces, etc., stored in areas not accessible to young children?	<input type="checkbox"/>	<input type="checkbox"/>	
Are children kept away from open reservoirs, ponds, wells, reservoir pits and other confined spaces or floating grain containers?	<input type="checkbox"/>	<input type="checkbox"/>	
Are all electrical conduits and electrical equipment covered behind storage areas not accessible to children?	<input type="checkbox"/>	<input type="checkbox"/>	
Are all electrical lines and wires in areas accessible to children and are all wires not accessible to young children (e.g. lines in barns not in barns exposed)?	<input type="checkbox"/>	<input type="checkbox"/>	
Are swimming basins addressed (fence around perimeter, etc. with warning signs)?	<input type="checkbox"/>	<input type="checkbox"/>	
Do young children have a designated safe play area, separate from the farm, available to them at all times?	<input type="checkbox"/>	<input type="checkbox"/>	
Does an established youth supervision policy exist (written)?	<input type="checkbox"/>	<input type="checkbox"/>	

<https://umash.umn.edu/wp-content/uploads/2019/07/28-Keeping-Children-Safe.pdf>

220

220

Thank You !

221

221

Resources:

- <https://nashonline.org/1278/4001082/1a.rmsafety-for-young-children.html>
- <https://umash.umn.edu/farm-safety-check-keeping-children-safe/>
- <https://umash.umn.edu/wp-content/uploads/2019/07/28-Keeping-Children-Safe.pdf>
- <https://www.agrisafe.org/healthcare/young-workers/>
- <https://oahhs.gov/safety/>
- <https://extension.umn.edu/farm-safety/youth>
- <https://www.nfdu.edu/agriculture/ag-hub/ag-topics/farm-safety-health/farm-safety/chemical-safety>
- <https://dnews.com/2022/07/11/2022-us-childhood-agricultural-injuries-facts-sheet-released/>
- <https://www.youtube.com/watch?v=MY84GesyvzI>
- <https://www.agweek.com/Business/speertsky-tractors-hazardous-to-kids>
- <https://www.msn.com/en-us/news/health/NIH-research-on-farm-childhood-injuries-facts-sheet-released/>
- <https://www.nfdu.edu/agriculture/ag-hub/ag-topics/farm-safety-health/farm-safety/chemical-safety>

222

222

37

Goal Setting



With that data in mind, what do you want to accomplish?

- Encourage more active transportation?
- Increase helmet use?
- Teach ridership skills?



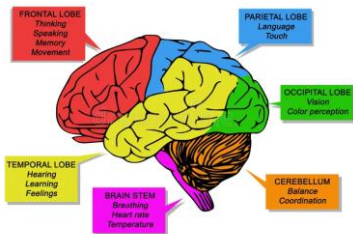
229

Bike & Wheeled Sports Safety



230

What does your brain do for you?



231

Bike Safety

- Picking the right type of helmet for the activity you are participating in:



232

Bicycle & Wheeled Sports Crash Dynamics



- **Toddler – Tip over backwards on 3-wheeled tricycles.** Need protection in the back of the head.
- **Bike crash –** If bikes are ridden as they are intended, crashes occur from tipping over sideways or over the handlebars. Don't need as much protection in the base of the brain.
- **Wheeled-sports crash –** Riders have the ability to tip over backwards and fall forward and to the sides. Need protection in the base of the brain.



233

Cover All Your Sporting Needs

- **“Wheels on your feet or bottom, helmet on your head.”**
- None of the helmets shown should be used for motorized sports. They need a different style and one made of stronger plastic.
- You can wear a multi-sport helmet to ride a bike as it offers all the protection needed but you should not wear a bike helmet for the following:
 - In-line skating
 - Scooter
 - Skateboards



234

How to fit a helmet:



- Most helmets come with additional padding to fit them correctly.
 - Keep that so you can size up or down if kids grow or a haircut changes the fit of the helmet.
 - Sock drawer or the kitchen “junk drawer” is a good place to keep these.

235

235

Helmet Replacement

- Helmets can expire!
 - Check with the manufacturer for their recommendations for replacement (*found on the helmet packaging or inserts*).
- Replace if:
 - Takes a hard hit on the ground.
 - No longer fits with the padding provided at purchase.
 - Has expired.
 - You have lost the parts that make the chin strap fasten.



236

236

Helmets for the Littles!

- Children riding in bike trailers need helmets, too!
- These trailers are low to the ground, making them less visible to cars
- We do not recommend helmet use for children under 1 year due to neck strength and positional asphyxiation risk, therefore we do not recommend use of Burley and other bike seats until the child is older
- Burleys should also have a tall flag on them to alert cars



237

237

Helmets for the Littles!



238

238

Rules For Biking: 1 Rider!

- **One seat, one rider.**
 - Pegs are for tricks and should not carry an additional rider.
 - This can make the bike more susceptible to tip-overs.



239

239

Rules For Biking: The Rules of the Road

- If you have wheels on your feet or on your “bottom”, you need to act like a car and follow the rules of the road, just as a car would.
- Often when riding on sidewalks, kids forget that they have to obey STOP signs for street traffic.
 - Many bike/car crashes occur when the bike rider RUNS INTO THE CAR that may be too far into a crosswalk.
 - When car meets kid, car “wins” every time. It doesn’t matter whose fault it is once the crash has happened and the rider is injured.



240

240

Rules for Biking: Biking to School

- Just because kids know the way to school doesn't mean they know the "rules of the road"!
- Take them for a "test ride" before school starts and determine if they know how to "act like a car" and are making good decisions.



241

241

Rules For Biking: Biking at Night

- Many communities have ordinances that say if you are riding a bike at night you need a headlamp and appropriate reflectors on the back.
 - Law or not, ensure that kids riding in low-light conditions can be seen.
 - Have them avoid wearing dark colored clothing that makes them hard to be seen.



242

242

Rules For Biking: No Distractions!

- Remind kids not to ride distracted
 - **PUT DOWN PHONES**
 - **Remove ear buds**
- They need to hear what is going on in their environment around them.



243

243

Pedestrian Safety



244

244

Pedestrian Safety

- Since Safe Kids was started in 1988, almost all the risk areas of accidental injuries and death we cover have seen a decline... EXCEPT:
 - Pedestrian injuries and deaths...Especially in ages 10-14
 - These are kids not old enough to drive so they are walking to school, but they also are distracted by phones and headphones.



245

245

Pedestrian Safety

HOW TO NOT GET HIT BY A CAR

7 COMMON WAYS IT HAPPENS & 7 EASY TIPS TO KEEP IT FROM HAPPENING TO YOU.



246

246

Pedestrian Safety

1 In 4 high school students crosses the street while distracted.

2 Crossing someplace other than an intersection accounts for more than 70% of child pedestrian deaths.

3 3/4 of teen pedestrian deaths occur between 7 p.m. and 7 a.m., when it's dark out.

PHONES DOWN, HEADS UP WHEN WALKING.

Tempted to cross mid-block?
DON'T DO IT. TAKE THE EXTRA TIME TO CROSS AT THE CORNER.

BE ESPECIALLY ALERT WHEN IT'S DARK OUT, AND MAKE SURE DRIVERS CAN SEE YOU.

247

247

Pedestrian Safety

4 About 1 in 6 pedestrian deaths of children happen at an intersection.

5 Sidewalks can reduce pedestrian crashes by almost 90%.

6 Every month 7 kids under 5 years old are killed from a car backing up.

LOOK LEFT, RIGHT, LEFT BEFORE CROSSING AND CONTINUE LOOKING IN ALL DIRECTIONS WHILE CROSSING.

It's always best to walk on sidewalks or paths.
NO SIDEWALK? WALK FACING TRAFFIC AS FAR AWAY FROM VEHICLES AS POSSIBLE.

WATCH OUT FOR CARS BACKING UP IN PARKING LOTS AND DRIVEWAYS.

248

248

Pedestrian Safety

7 More than 80% of pedestrians die when hit by vehicles traveling at 40 mph or faster. Less than 10% die when hit at 20 mph or less.

PAUSE AT EACH LANE OF TRAFFIC AND MAKE EYE CONTACT WITH THE DRIVERS.


- Teach kids not to cross the street until the wheels of the car have stopped and the driver has given them some indication that they have been seen:
 - Wave
 - Eye contact
 - Motion to cross
- Remind kids to not only look left and right, but also BEHIND them for cars that may be turning.

249

249

Pedestrian Safety: Crosswalks


- Safe Kids Grand Forks conducted a crosswalk compliance study several years ago at intersections with 4-way STOP signs.
- 42% of the time the crosswalk was violated.
 - Driver stopped IN the crosswalk
 - Driver stopped with front of the car beyond the crosswalk
 - Driver didn't stop at all at the stop sign.
- We teach kids to go to the crosswalk for a "safe place" to cross as drivers will be more likely watching for them there. But, they can't assume that drivers will "behave".



250

250

Pedestrian Safety: Walking to School

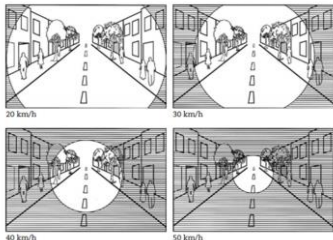


- While young kids may "know the way to school", they don't have the cognitive ability to judge all of the following:
 - Speed of an on-coming vehicle
 - Distance of an on-coming vehicle
 - Distance they have to go to get across
- ...Until they are ____ years old!
- 10! That is later elementary school aged kids.
- Walk with them and determine if they know not only the way to school, but can make good decisions about street crossings, etc.

251

251

Driver Perceptions



As the speed of a motor vehicle increases, the field of vision narrows, making it harder for the driver to respond to sudden incidents—such as a child running into the street.

252

252

Pedestrian Safety: Winter Safety

- Make sure kids are visible, especially as we get into winter and low light conditions.
 - Attach reflective materials to their coats, backpacks, shoes, etc.
 - Assure their outer wear has both light colors to pick up light from vehicles and darker colors so they don't blend into the snowbanks.



253

Pedestrian Safety: Winter Safety

- During winter months, make sure that kids know how to cross at street corners where snow may be piled up high and they can't be seen.
- Remind kids not to play on snowbanks in areas where cars drive.
 - Parking lots
 - Near streets



254

Educational Programs/Strategies



- Safety Around Schools (Safe Kids Grand Forks)
- Safety on Wheels (Safe Kids Grand Forks)
- Bike Rideo
- Takin' It to the Streets
- Walk, Bike, FUN
- Safe Routes to School



255

Safety Around Schools



- Entire student body participates
- 8-12 minute rotations featuring 4 topics:
 - Bike
 - Pedestrian
 - Bus
 - Car



256


Talking Points

We provide a "script" to use, as well as visual aids for each station.

Staff provides an orientation for volunteers

Volunteers add their own knowledge and expertise to their short presentations

Active transport safety topics (Biking and Walking) are required education for MN schools within the first 3 weeks of school



257

SAS Timeline:

- May**
 - Set SAS date with SKGF
 - Return SAS Agreement
 - August**
 - Recruit volunteers
 - Send volunteers contact info to SKGF
 - Schedule bus/driver to attend for all sessions
 - Schedule volunteer training via zoom with SKGF
 - Submit request for materials
 - Edit flyer and teacher instruction letter with date
 - Secure a passenger car to be on site for all sessions for CPS station
 - September**
 - Zoom training
 - Distribute instructions to teachers
 - Post flyer/parent education on website/socials
 - Send schedule to SKGF
 - Start/end times for each class period**
 - Grade level for each session**
 - # students per grade level**
 - Lunch time**
 - School start/load times**
-
- 1 week prior to SAS**
 - Confirm bus and driver volunteers
 - Receive materials
 - Teachers create 4 groups per grade level/class session
 - 1 Day prior to SAS**
 - Print copies of station instructions
 - Teacher reminders—groups, appropriate outerwear
 - Check weather, confirm event if inclement weather expected
 - Before School**
 - If SKGF staff is attending, they will sign in at the office and begin set up and brief volunteers as they arrive
 - Office staff: facilitate volunteer sign in, direct to event area
 - Bus arrival
 - Set up stations
 - Event**
 - 10-15 minute rotations each hour
 - Teachers should have students put on coats/sweaters so they can focus on presentation
 - Teachers MUST stay with students to assist with class management/behavior



258

Safety Around Schools



259

Safety On Wheels



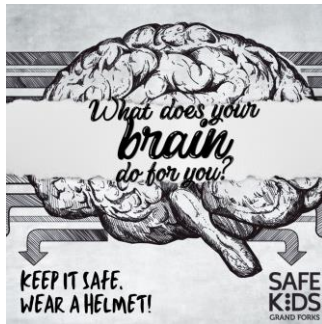
- 3rd Grade Level
- Purchase of helmets offered to all students
- SOW booklet for expanded bike safety info/prep for Rodeo
- 30 min. classroom presentation
- Helmet fitting

260

Brain Injury Prevention

Our main focus of Safety on Wheels is to highlight keeping brains safe any time we are doing any sort of wheeled sport.

We begin with a question: What does your brain do for you?



261

Pre-Orders for Helmets

- When SKGF hosts Safety on Wheels, we send out helmet order forms ahead of our visit
- Families may choose a bike or multisport helmet for their child
- After our presentation, staff measures the children's heads who ordered helmets, and perform a fit test



262

Helmet Resources:

- We order our SOW program helmets from Helmets R Us. We sell them for \$12 (bike) and \$16 (Multisport), which just covers our cost/shipping. We only offer limited solid colors for simplicity



- We are also fortunate to participate in a few programs regularly which provide bike helmets (often from Bell). These helmets we offer at community events and various bike programs throughout our communities.



263

Bike Rodeo



264

Kids are NOT small adults:

Specifically, children:	Have a narrower field of vision than adults, about 50% less.	Cannot really judge a car's speed and distance.
Assume that if they can see a car, the driver must be able to see them. However, children are easily hidden from view by parked cars and other objects.	Cannot readily tell the direction a car is coming from.	May be impatient and impatient.
Concentrate on only one thing at a time, so they may not be fully.	Have a limited general danger.	Often mix fantasy with reality.
Include the (other best) behavior of drivers, especially older children and adults.	Also consider (best) actions of drivers and do not integrate well from one situation to another.	


- All too often, kids are blamed for the traffic crashes in which they are involved. They are labeled careless or lacking in caution. To the contrary, young children act in a manner determined by their age and degree of development. It is essential to understand the developmental characteristics that influence a child's behavior as a bicyclist.



265

Bike Rodeo Guide

- Bicycle rodeos are a fun way to introduce and educate children to bicycle safety skills. Bike rodeos teach children the importance of seeing, being seen, and remaining in control of the bike at all times. This is accomplished through bicycle handling drills and activities



266

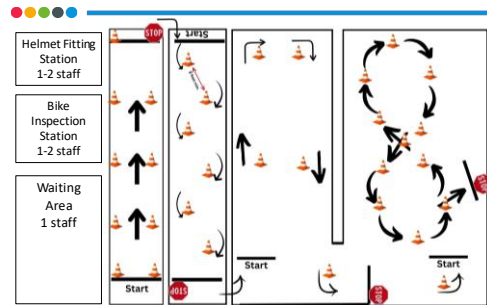
Supplies

- | | |
|---|--|
| <p>Course Set Up:</p> <ul style="list-style-type: none"> Tape measure or measuring wheel Station Signs Means for marking the course Sidewalk Chalk Spray Chalk Tape Cones Stop signs/Direction Signs Vests for Volunteers <p>Helmet Check Station:</p> <ul style="list-style-type: none"> Measuring tape Loaner Helmets How to fit a helmet guide | <p>Bike Check Station:</p> <ul style="list-style-type: none"> Tire pump Bike tool kit Bike Maintenance Check List <p>General Set Up:</p> <ul style="list-style-type: none"> Registration Table Certificates Water Dispenser/bottles Sunscreen Pens/pencils Clipboards Canopy Chairs |
|---|--|



267


Course Set-Up



268

Community Awareness

- Story time: GGF Downtown Street Fair
- Skateboarding Demo setting up right behind the SKGF/NDBIN booths
- Not a single helmet on any of the skateboarders



269



270

Day One

- Thirty minute presentation to students
- Emphasized health and environmental benefits to bike riding
- Reviewed helmet use
- Reviewed "Rules of the Road", road hazards
- Reviewed trail use vs. road use

271

Day Two

- Organization of students in groups of 10 with adult leader at beginning and end.
- Two rides in different directions – two groups of ten.
- Students with special needs had para-educators on ride.
- We also had a "support vehicle" available.

272

The Bike Ride



273


Challenges

- 5th grade spring schedules
- Buy in from PE and classroom teachers
- Annual spring flooding.



274

Walk! Bike! FUN!



A Modular Curriculum for Minnesota
 Developed by the Bicycle Alliance of Minnesota

The Minnesota Walk! Bike! Fun! Pedestrian and Bicycle Safety Curriculum is a modular curriculum designed specifically for Minnesota's schools and youth education programs, and meets MN Physical Education Standards and Benchmarks. Walk! Bike! Fun! lessons teach school-age kids about pedestrian and bicycle safety to walk and ride confidently in their community.

[DOWNLOAD CURRICULUM](#)

275

Safe Routes to School

- The Safe Routes to Schools Program (SRTS) was established in August 2005 as part of the Federal Highway Transportation Bill and is intended to benefit children in elementary and middle schools (K-8).
- Greater Grand Forks Area: Maps <https://www.theforksmpo.org/cms.fone.aspx?portalId=16229498&pageId=16335650>
- Funding: Safe Kids has had active SRTS funding via MN SRTS for several years

276

Encouragement Programs

- Walk/Bike to School Day
- Conehead/I Got Caught programs



277

277

Evolving Program



278

278

Safe Kids Injury Prevention Workshop "That's a Wrap"



279

279

Evaluation | Wrap up | Call to Action

- Please complete your evaluation at this link. We ask that this be completed by 4.1 so we can issue the proper CEUs.
- <https://bit.ly/3PAW20s>



280

280

Evaluation | Wrap up | Call to Action

- Your certificate of completion will be sent to you by email prior to the end of April. If you have not received one by May 1, please reach out to sanfordchildrensclasses@sanfordhealth.org



281

281

North Dakota Virtual Injury Prevention Workshop

Thank you for taking the time to attend the workshop today! Your input is valuable as we consider future activities and identify necessary front-facing resources. Please complete the survey below to help us improve your CEU results.

*Required

1. First and Last Name
Required to issue and send CEU certificate. If you choose not to complete this portion, you are signing not to receive CEU credits.
Enter your answer

2. Email address
Required to issue and send CEU certificate. If you choose not to complete this portion, you are signing not to receive CEU credits.
Enter your answer

3. What motivated did you attend? *

I am on the list to take CEU credit for this. I saw a text or call to action related course and decided to attend.

I am interested in this as a caregiver of child passenger safety resources throughout the state and to learn more about the prevention topic.

Additional resources-Evaluation-Other or Call to Action

I am taking North Dakota and Minnesota area North Dakota Injury Prevention Plan

Don't have a field. Our Safety is Our Priority safety award. I have not attended before on the line

I am Don't have a field. Our Safety is Our Priority safety award. I have not attended before on the line

I am taking North Dakota and Minnesota area North Dakota Injury Prevention Plan

I am taking SA for Fun for the Home & Child at our prevention strategy for farm and local settings

I am taking updates. The importance of CEU in our prevention strategies.

For our field. How to keep everyone including the smallest children safe on ATVs and UTVs

4. What type of Continuing Education Units (CEUs) are you requesting? *

Pesticide

BMS

Growing Future

I am not seeking continuing education credits.

Food-ID

Social Work

Housing

5. How useful was this workshop for your professional/personal role and responsibilities? *

1 2 3 4 5

6. What was your biggest take away(s) from today's workshop? *

Enter your answer

7. After attending this workshop, what change will you make to ensure childhood safety? *

Enter your answer

8. How will attending the workshop impact the clients you serve? *

Enter your answer

9. What other topics would you like to learn about in the future? *

Enter your answer

10. Do you have any recommended presenters?

282

Presentation Slides & Workshop Recording



283

283

North Dakota Coalition Contact Info



Led By: Sanford Health Bismarck
Coordinator: Alyssa Preszler
Phone Number: 701.323.6504
Email: alysa.preszler@sanfordhealth.org



Led By: Sanford Children's Hospital
Coordinator: Katie Heck
Phone Number: 701.234.7233
Email: katie.heck@sanfordhealth.org



Led By: Altru Health System
Coordinator: Carma Hanson
Phone Number: 701.780.1489
Email: safekids@altru.org



Led By: Trinity Health
Phone Number: 701.418.8527

Know any great options for a lead agency? Search out to Carma.

284

284

Evaluation | Wrap up | Call to Action

- Review the North Dakota Injury Prevention Plan with your teams and determine how you might be able to help with any of the action items.
 - Beth Oestreich – eoestreich@nd.gov
- Contact Beth with the North Dakota Department of Health & Human Services if you want to join the North Dakota Injury Prevention Committee or subcommittee.
 - MVC/Ped – Carol Thurn/Dawn Mayer
 - Falls – Jane Strommen
 - Unintentional Poisoning – Carma Hanson
 - Suffocation - Sarah Myers

285

285

Evaluation | Wrap up | Call to Action

- Contact your regional Safe Kids Coalition to become involved
 - Attend a meeting
 - Follow them on social media
 - Sign up for and share their newsletters
 - Volunteer at an event
 - Become familiar with resources they offer
 - Invite them to your events



286

286



Save The Date:

for the 2025 North Dakota Safe Kids Injury Prevention Virtual Workshop



Wednesday - March 26, 2025

More details to follow. If you attended this year, you will receive notification about next year's event.
If you have speaker or topic suggestions, please email one of the Safe Kids Coalition Coordinators.



287

287

Questions??



288

288

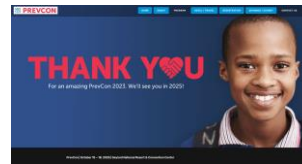
Thank you!!



289

289

General Safe Kids Updates



PreCon is a national injury prevention conference hosted by Safe Kids Worldwide.

It brings together injury prevention specialists from around the country (and globe) to address childhood injury prevention.

This conference is held every other year (odd years).

PreCon 2025 will be held October 15 -18, 2025 at the Gaylord National Resort & Convention Center in National Harbor, MD.

Watch their web site for details: <https://prevcon.org/>

290

290

General Safe Kids Updates

- For great resources from Safe Kids Worldwide, LIKE them on Facebook or check out their website at: safekids.org




291

291

General Safe Kids Updates

- Safe Kids Worldwide recently published their 2024-2026 Strategic Plan. Check it out on their website at www.safekids.org



292

292

General Safe Kids Updates

- Several of the Safe Kids coalitions are proud to serve as host sites for the 4-day CCPST training courses. The schedule can be found here:
- <https://www.hhs.nd.gov/health/prevention-healthy-living/child-passenger-safety/upcoming-child-passenger-safety-trainings>



293

293

General Safe Kids Updates

- As a reminder, the ND Child Passenger Safety Program offers a CPS workshop every other year. This year, it will be held in Bismarck on 7.31.2024. For details, visit: <https://www.hhs.nd.gov/health/prevention-healthy-living/child-passenger-safety>




294

294

General Safe Kids Updates


- Want to learn more about child passenger safety on school buses? Join the class being taught in Minot on July 30, 2024 or email safekids@altru.org to be added to the "class interest list" to learn more about future classes being offered throughout the state.



295

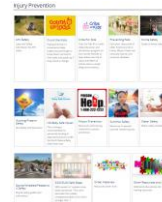
295

Review of the 2022-2027 North Dakota Injury Prevention Plan



Beth Oestreich
North Dakota Injury Prevention Coordinator

<https://www.hhs.nd.gov/health/prevention-healthy-living/injury-prevention>



Click on "Other Resources and Links"

296

296

General Safe Kids Updates

Save The Date:
for the 2025 North Dakota Safe Kids Injury Prevention Virtual Workshop
Wednesday - March 26, 2025

More details to follow. If you attended this year, you will receive notification about next year's event.

If you have speaker or topic suggestions, please email one of the Safe Kids Coalition Coordinators.

297

297

Safe Kids Bismarck-Mandan

Join us for Kids Safety Day!
August 9th, 2024
1pm-6pm
At the State Capitol Grounds

SAFE KIDS BISMARCK-MANDAN

298

Safe Kids Bismarck-Mandan

LIBERTY ELEMENTARY SCHOOL 5400

- Bike Bus at Bismarck Elementary Schools
 - Students meet coalition members at a public location
 - Bike helmets are fitted and/or distributed
 - Brief discussion of safety when riding to school
 - Coalition members lead the kids on a bike ride to school!

SAFE KIDS BISMARCK-MANDAN

299

Safe Kids Bismarck-Mandan

Stop the Bleed Training at Local High School Medical Career Classes

SAFE KIDS BISMARCK-MANDAN

300

Safe Kids Bismarck-Mandan

Have a Community Event that is health or safety related? We would love to attend- please reach out!

301

Safe Kids Bismarck-Mandan

Bismarck-Mandan Safety Council Annual Bike Rodeo

- Learn about bike safety
- Have your bike inspected (tires filled, seat adjusted, etc.)
- Have your helmet fitted
- Ride your bike on a fun obstacle course
- Enter a drawing for a free bike!

302

Safe Kids Bismarck-Mandan

Car Seat Checkup Events in Bismarck

DATE	TIME	LOCATION
February 01	9:00 - 12:00	Bismarck Community Center
February 01	1:00 - 4:00	Bismarck Community Center
February 04	9:00 - 12:00	Bismarck Community Center
February 04	1:00 - 4:00	Bismarck Community Center
February 07	9:00 - 12:00	Bismarck Community Center
February 07	1:00 - 4:00	Bismarck Community Center
February 10	9:00 - 12:00	Bismarck Community Center
February 10	1:00 - 4:00	Bismarck Community Center
February 13	9:00 - 12:00	Bismarck Community Center
February 13	1:00 - 4:00	Bismarck Community Center
February 16	9:00 - 12:00	Bismarck Community Center
February 16	1:00 - 4:00	Bismarck Community Center
February 19	9:00 - 12:00	Bismarck Community Center
February 19	1:00 - 4:00	Bismarck Community Center
February 22	9:00 - 12:00	Bismarck Community Center
February 22	1:00 - 4:00	Bismarck Community Center
February 25	9:00 - 12:00	Bismarck Community Center
February 25	1:00 - 4:00	Bismarck Community Center
February 28	9:00 - 12:00	Bismarck Community Center
February 28	1:00 - 4:00	Bismarck Community Center

303

Safe Kids Bismarck-Mandan

Presentations for Elementary Schools on Various Safety Topics Include:

- Car Passenger Safety (in collaboration with Vision Zero)
- Biking Safety
- Swimming/Open Water Safety
- Home Alone Safety

304

Safe Kids Fargo-Moorhead

Offerings:

- Free car seat checks to the public
 - Tuesdays and Thursdays by appointment
- Free support for children who have unique travel needs
- Free Monthly Community Classes open to the public
- Attend your community event
- Free educational sessions for caregivers, staff, children
- Free Injury Prevention educational resources available

For more information call or email: 701-234-7233
 Sanfordchildrensclasses@sanfordhealth.org



305

Safe Kids Fargo-Moorhead

Two Safety Centers open to all community members!



SANFORD CHILDREN'S SAFETY CENTER STORE AND SAFE KIDS FARGO-MOORHEAD
 2701 13th AVE S, Fargo, ND
 Monday through Friday: 8:30 a.m. - 5p.m.



SANFORD CHILDREN'S CAR SEAT SAFETY CENTER
 601 39th ST N, Fargo, ND
 Tuesday and Thursday: 9 a.m. - 7p.m.



To learn more, call (701)-234-7322 or visit sanfordhealth.org; Keyword: Safety Center



306

Safe Kids Fargo-Moorhead

Services Available:

- **Free Car Seat Checks to all community members**
 - Car Seat Checks are offered Tuesdays and Thursdays by appointment
 - If your child has unique travel needs, please reach out as our team works alongside other medical team members to support your family in identifying a safe way for child to travel.
 - Book an appointment today: 701-234-7233
 - **Free Bike Helmet Fittings**
 - Stop by one of our Safety Centers during business hours for a bike helmet fitting
 - **Child Safety Products available for purchase and safety displays**
 - Sleep sacks
 - Home proofing items
 - Sport Safety equipment
 - Car Seats
- And more!
- **Injury Prevention Educational Resources available upon request**
 - We can provide resources to you on a variety of injury prevention topics for the clients you serve!



307

Safe Kids Fargo-Moorhead

Free Monthly Community Classes Open to All

- Baby's First Ride
- Caring for Your Newborn
- CPR for Family and Friends: Infant & Child
- Grandparenting 101
- Infant Massage
- Keeping Baby Safe Around Pets
- New Dad's Playbook
- Our Family is Having a Baby
 - A class for Super Siblings
- Safe and Sound
- Teach Baby to Sign
- Post Partum class coming soon!



Register for a community class today!
For more information scan the QR code for class summaries or call 701-234-7233.
Free language assistance services are available.



308

Safe Kids Fargo-Moorhead



Join us at the Zoo for Safety Safari

Free and open to the Public
Red River Zoo, Fargo ND
Saturday, May 18th from 2pm-6pm

So much fun to be had! Join in:

- See the police cars
- Tour an ambulance
- Interactive games
- See the animals
- Complete your BINGO card for a prize
- Learn about community helpers
- Bike helmets and life jackets for sale
- Explore the ins and outs of a fire engine



Reach out to us by calling 701-234-7233 or emailing: sanfordchildrensclasses@sanfordhealth.org

309

Safe Kids Fargo-Moorhead

Other opportunities:

- **Planning a Community or Family event?** We'd love to join your event with interactive injury prevention education!
- **Does your business work with families of children?** We'd love to provide educational sessions for your staff!
- **Do you work with children?** We would love to come in and lead an interactive session with the children you work with!
- **Do you offer caregiver sessions?** Wonderful, could we collaborate and support you with an educational session for the caregivers you serve?
- **Do you work with marginalized populations that may need additional support?** We'd love the opportunity to discuss how we can collaborate to serve these families!
- **Interested in being a part of our coalition?** Brilliant! Please indicate this on your evaluation and we will be in touch!



Reach out to us by calling 701-234-7233 or emailing: sanfordchildrensclasses@sanfordhealth.org

310

Safe Kids Fargo-Moorhead

Attend a Safe Kids Fargo-Moorhead Coalition Meeting

Safe Kids Fargo-Moorhead Meets Quarterly
Upcoming meeting dates are:

- **Wednesday, April 17th** from 12pm-1:30pm @ Fargo Public Safety Building
- **Wednesday, August 14th** from 12pm-1:30pm location to be determined
- **Wednesday, October 30th** from 12pm-1:30pm location to be determined

Typical meeting format is:

- Committee meetings with light lunch
- Business meeting
- Educational session

Virtual option is available! If you have a topic you would like to educate the coalition on, please reach out to Katie Heck, Safe Kids Fargo-Moorhead Coordinator! We recognize these are long meetings, all who attend are welcome to come and go as they need to.



Reach out to us by calling 701-234-7233 or emailing: sanfordchildrensclasses@sanfordhealth.org

311

Safe Kids Grand Forks

Join our monthly meetings either in person or virtually.

We meet on the 2nd Thursday of each month (see dates listed) from 12 – 1 p.m.

Zoom attendance is an option.

To be added to our meeting notification roster, email chanson@altru.org



Safe Kids Grand Forks 2024 Meeting Dates

Attending in person is free. Virtual attendance is free. Light meals and refreshments are provided. (This is a virtual meeting - you do not need to attend in person.)

Physical Meeting Dates:

- January 18 (2nd Thursday)
- February 15
- March 14
- April 11
- May 9 (2nd Thursday)
- August 8
- September 12
- October 10
- November 14 (2nd Thursday)

Virtual Meeting Dates:

- January 18 (2nd Thursday)
- February 15
- March 14
- April 11
- May 9 (2nd Thursday)
- August 8
- September 12
- October 10
- November 14 (2nd Thursday)

Zoom Meeting Link: <https://altru.org/zoom>

Meeting ID: 989 888 8888

Passcode: 1234

Meeting Times: 12 - 1 PM CDT

Virtual Meeting Link: <https://altru.org/zoom>

Meeting ID: 989 888 8888

Passcode: 1234

Meeting Times: 12 - 1 PM CDT



312

Safe Kids Grand Forks

If you have connections with foster parents, please share this schedule of FREE CEU trainings with them.

These are offered monthly by Safe Kids Grand Fork via Zoom for anyone interested.

1 CEU credit is offered in ND for foster parents.

Registration is required to get the link to participate.

Safe Kids Grand Forks Presents: Parent, Caregiver & Foster Parent Safety Sessions

Join us via Zoom as we discuss topics to help keep your kids and family safe from preventable injuries.

FREE for participants to request (see below):

- January 16, 2024 6:00 - 7:00 p.m. Fall Home Safety
- February 20, 2024 6:00 - 7:00 p.m. Household Hazard
- March 19, 2024 6:00 - 7:00 p.m. Car Seat Safety
- April 16, 2024 6:00 - 7:00 p.m. Safety on Wheels
- May 13, 2024 6:00 - 7:00 p.m. Water Safety / Drowning in Bats
- June 10, 2024 6:00 - 7:00 p.m. Summer Safety
- July 16, 2024 6:00 - 7:00 p.m. Gun Safety
- August 13, 2024 6:00 - 7:00 p.m. Back to School Safety
- September 11, 2024 6:00 - 7:00 p.m. Halloween Safety
- October 9, 2024 6:00 - 7:00 p.m. Winter Safety
- November 16, 2024 6:00 - 7:00 p.m. Winter Travel
- December 12, 2024 6:00 - 7:00 p.m. Winter Travel

These sessions qualify as continuing education hours for ND foster parents, but are open to anyone wanting more information on these safety topics, including parents, grandparents, foster parents or other caregivers. There are no fees for registration at the link below is required. Once done the confirmation will be sent to registered participants via email so they can join each session.

Presenters at these FREE events include: SAFE KIDS GRAND FORKS, Altru, and Grand Forks.

Sign Up Link: [SAFE KIDS GRAND FORKS](#)



313

313

Safe Kids Grand Forks



Water & Outdoor Recreation

Child Passenger Safety/ Motor Vehicle

Pedestrian & Wheeled Sports

Home Safety

Sports Safety



314

Safe Kids Grand Forks has 5 subcommittees that meet periodically throughout the year. You can join one or all of them as you are interested.

Email us at safekids@altru.org for more details or to join our subcommittee meetings in person or via Zoom/Teams.

314

Safe Kids Grand Forks

PARENTING EDUCATION SERIES

Parenting is a tough job, but Safe Kids Grand Forks is here to provide some safety guidance to make it a little bit easier. Join us for FREE online trainings!

- January 16, 2024: Safe Sleep
 - February 20, 2024: Household Poisoning
 - March 19, 2024: Concussion/Head Injury
 - April 16, 2024: Safety on Wheels
 - May 21, 2024: Water Safety
 - June 16, 2024: Summer Safety
 - July 16, 2024: Gun Safety
 - August 20, 2024: Back to School Safety
 - September 17, 2024: Car Seat Basics/Halloween Safety
 - October 15, 2024: Cold/Flu Safety
 - November 19, 2024: Holiday Safety
 - December 17, 2024: Winter Travel
- CLASSES ARE FROM 6:30-7:30 PM ON ZOOM



Join us monthly as we offer parenting trainings that are via Zoom and free of charge. These cover a wide variety of topics and can be attended by expectant or current parents, grandparents, students, caregivers or anyone interested in the topic being covered.



315

315

Safe Kids Grand Forks

Join us in sharing information about this signature event held each spring.

If you would like to volunteer at this year's event, we still have openings and need for help. E-mail us at safekids@altru.org

HANDS ON learning fair

SAFE KIDS GRAND FORKS

April 26, 2024 10 A.M. to 2 P.M.

SAFE KIDS GRAND FORKS

Purpur Arena Grand Forks

From expectant parents to 10 year olds, caregivers to grandparents, there is truly something for everyone!

Join us for this FREE event presented by Safe Kids Grand Forks. This event will feature interactive, kid-friendly booths along with educational information and fun to take home service agencies and vendors.

For more information visit safekids.org or [facebook.com/SafeKidsGrandForks](https://www.facebook.com/SafeKidsGrandForks)

Presenting Sponsor: AAA, Altru



316

316

Safe Kids Grand Forks

Interested in getting our quarterly newsletter?

Sign up at: www.safekidsgf.com

Click on the newsletter link on the right hand side.

These come out electronically 5 times per year.

Want to see past issues? Visit our website and click on the NEWS icon at the top of the page.



Click here to sign up and receive our quarterly newsletter via email!

Join us on Facebook



317

317

Safe Kids Grand Forks



Interested in learning more about home safety and how to keep families and clients safe in this environment?

Safe Kids Grand Forks offers an annual Home Safety Training each fall. To be added to our "interested attendees list", email safekids@altru.org to receive information on this fall's event.



318

318

Safe Kids Grand Forks

If you work with ambulance services and would like to learn more about the recommendations and standards for transporting children in these type of vehicles, join us for one of these two virtual training dates in April.

Sessions are recorded if you are unable to attend at the scheduled times. Registration is required, but the training is FREE and offers EMS CEUs.

SAFE TRANSPORTATION OF CHILDREN IN AMBULANCES TRAINING

This training is designed for EMS professionals who transport children in order to ensure safe transport for infants and children in emergency vehicles and to understand the best practices and transportation requirements for your ambulance service. www.safekids.org/ceus

Link: <https://www.safekids.org/ceus>

Zoom Sessions (Link provided after registration. All the same sessions. Sign up for one.)

APRIL 23, 2024 - 12:00 - 1:00 PM
APRIL 25, 2024 - 6:30 - 7:30 PM

FOR MORE INFORMATION
701.790.1499
safekids@altru.org

This session is eligible for CEUs from NREMT Association
NACOP - 30 Minutes
LCCE or ICCC - 30 Minutes

VISION ZERO
SAFE KIDS GRAND FORKS

319

319

Safe Kids Grand Forks

If you are interested in either of the following, email safekids@altru.org for more information or assistance:

- Hosting a medication take back event in your community.
- Attending a virtual medication safety training for healthcare professionals (1 FREE nursing CEU provided for attendance).



SAFE KIDS GRAND FORKS

320

320

Safe Kids Grand Forks

East Grand Forks Car Seat Check

January 25..... 9-11 a.m.	July 25..... 9-11 a.m.
February 20..... 12-2 p.m.	August 26..... 12-2 p.m.
March 26..... 9-11 a.m.	September 26..... 9-11 a.m.
April 23..... 12-2 p.m.	October 24..... 12-2 p.m.
May 23..... 9-11 a.m.	November 26..... 9-11 a.m.
June 26..... 12-2 p.m.	December 19..... 12-2 p.m.

SAFE KIDS GRAND FORKS

Altru TOWARD ZERO DEATHS

SAFE KIDS GRAND FORKS

See the Discussion tab for more information.

Monthly indoor car seat checkup events are held the 4th week of the month at varying times at the East Grand Forks Fire Station. These are by appointment only.

321

321

Safe Kids Grand Forks

Grand Forks Car Seat Check

Rydell cars.com
2700 South Washington Street
Grand Forks, ND

SAFE KIDS GRAND FORKS

VISION ZERO

Altru

SAFE KIDS GRAND FORKS

See the Discussion tab for more information.

Our indoor car seat checkup events are held monthly on the 2nd Thursday from 4 – 7 p.m. at Rydell Auto Center in Grand Forks. No appointment needed.

322

322

Safe Kids Grand Forks

Have you ever tried to install a car seat alone? Do you know how a vehicle seat should be installed? Do you know how to check if your car seat is installed correctly? Do you know how to check if your car seat is installed correctly? Do you know how to check if your car seat is installed correctly?

Bringing Home Baby
Car seat class for new or expectant parents.

2024 Class Dates
5:30 - 7:00 p.m.

January	Thursday, January 11
February	Thursday, February 8
March	Thursday, March 7
April	Thursday, April 4
May	Thursday, May 9
June	Thursday, June 13
July	Thursday, July 11
August	Thursday, August 8
September	Thursday, September 5
October	Thursday, October 3
November	Thursday, November 7
December	Thursday, December 5

SAFE KIDS GRAND FORKS

Altru Rydell cars.com VISION ZERO

See the Discussion tab for more information.

A link to a virtual option is available if someone is interested and not able to attend in person in Grand Forks.

323

323

Safe Kids Grand Forks

2024 Summer Car Seat Checkups

SAFE KIDS GRAND FORKS

Our regional check up event schedule for NE North Dakota and NW Minnesota is on-line and there are Facebook events for all of these.

More are being added as we finalize the details.

March 26	East Grand Forks (Fire Station) 9-11am BY APPT
March 28	Lakota (Child Care Center) 4-6pm BY APPT
April 11	Grand Forks (Rydell Cars) 4-7pm
April 25	East Grand Forks (Fire Station) 9-11am BY APPT
May 1	Fergus Falls (Head Start) 2:30-4:30pm
May 8	Langdon (Courthouse) 9am-Noon
May 8	East Grand Forks (Head Start) 2-4:30pm
May 9	Grand Forks (Rydell Cars) 4-7pm
May 13	Crookston (Head Start) 9-10:30am
May 23	East Grand Forks (Safe Kids) 10am-Noon BY APPT
June 3	Cooperstown (Courthouse) 12:30-3:30 pm
June 3	Grand Forks (Rydell Cars) 4-7pm
June 20	Bemidji (Fairgrounds) 4:30-6:30pm BY APPT
June 26	Drayton (Public School) 10:30am-1:30pm
July 24	Pembina (Community Center) 10:30am-1:30pm
August 6	Lakota (Courthouse) 12:30-3:30pm
August 7	Walhalla (Community Center) 10:30am-1:30pm

Stop by these free events to check your car seats for correct installation and that every child is using the appropriate car seat for their size. Kids grow fast and adjustments are often needed!

Additional checkups will be added! Check safekids.org or our Facebook page for details and up to 30min information.

Call 701.790.1488 to schedule an appointment.

SAFE KIDS GRAND FORKS

324

324

Safe Kids Grand Forks

If water safety is your "thing", we have a deal for you to volunteer at.

Join us for the annual Kids Don't Float water safety class offered in Grand Forks on April 29, 30 and May 1-2.

We need 10-12 volunteers per session and there are two sessions per day in which over 700 kids will attend and be trained in lifelong water safety skills.



325

325

Safe Kids Grand Forks



Check out website for a listing of our regional life jacket loaner programs that include "by the water" sites and "check out" programs.

326

326

Safe Kids Grand Forks



SAFETY AROUND SCHOOLS



SAFETY ON WHEELS



327

To learn more about or volunteer with our Safety Around Schools or Safety on Wheels programs, contact us at safekids@altru.org.

327

Safe Kids Grand Forks

SAFE KIDS GRAND FORKS

Preventing injuries at home, at school, at play, and on the way.

Welcome to Safe Kids Grand Forks!

Click here for Upcoming Events

HANDS ON learning fair

Register Now!

North Dakota Childhood Injury Prevention Summit, Wahpeton, March 22, 2024

Make a Payment/Donate

The Problem: Accidental/Intentional childhood injury

Childhood injuries are the number one cause of death among children ages 10 and under in the United States. Each year, one out of every four children needs medical attention for an accidental injury, or another, most of these unintentional injuries and deaths are preventable.

The Solution: Safe Kids

The important thing to remember About preventable injuries is that they are preventable.

Click here to sign up and receive our quarterly

328

For more safety resources, information on our work or to learn more about Safe Kids Grand Forks, visit our web site at:

www.safekids.org

328

Safe Kids Grand Forks

Don't forget to LIKE us on Facebook and FOLLOW us on Instagram



329

329